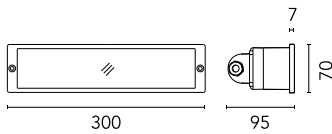


Camilla 230 230V

■ 115147112.4 - Black



Rectangular luminaire for installation in the wall – recessed.

Configuration: die-cast aluminium structure, EN AB-47100 alloy (low copper content). Glass diffuser: sandblasted with silkscreen border, fixed to the aluminium structure through a robotic gluing system.

Double layer coating for high resistance to corrosion: the aluminium components are painted with a double coat using powders which are compliant with QUALICOAT standards: a first layer of epoxy powder (with excellent chemical and mechanical resistance) and a second finishing layer of polyester powder (resistant to UV rays and atmospheric agents). The entire painting process of the aluminium fitting starts from components which have been sandblasted in advance to make the surface more porous and increase the adherence of the paint. Areas effects alkaline and acid washing to clean the surfaces completely, then rinses with demineralised water to remove any residue particles, subsequently a chemical conversion treatment is done to protect against rusting.

Protection rating: IP65

In compliance with EN 60598-1 standards

Class of insulation: mains: I; LED module: I, III; RGB: III

Installation: Electrical components housed into the removable back side. Wiring through two M16 cable glands for (4,5ϕ<math><10\text{mm}</math> cables). Outdoor use requires suitable flexible cables assuring the watertightness of the cable gland. Installation requires a dedicated box to be ordered separately.

During the installation and the maintenance of the fixtures it is important to be careful and avoid damages on the paint coating.

Damages on the coating exposed to outdoor conditions or water, could cause corrosion.

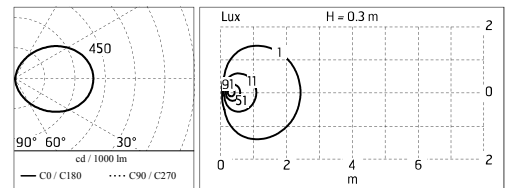
Chemical substances affect the anticorrosion covering protection.

Main specifications

Power (W)	4	Mountings	Wall recessed
System power (W)	7	Environment	Outdoor
CCT (K)	3000K		
CRI	80		
Net lumen (lm)	194		

Optical

Lighting type	Direct
LED type	Power LED
Light distribution	Symmetric
Optical type	Medium



Electrical

Frequency (Hz)	50-60	Insulation class	I
Voltage (V)	100-240		
Dimmable	No		
Driver type	Not dimmable		
Emergency	Without		


Physical

Color	Black
-------	-------

Camilla 230 230V



Box for Installation Camilla 230
123



SPD (Surge Protection Device)
237