


**Beta**

506005.18 - Deep Brown



Square luminaire for installation on wall or ceiling – surface mounted.

Configuration: turned aluminium body (EN AW6060 alloy) and AISI 316L stainless steel fixing bracket. Methacrylate diffuser fixed to the body a robotic gluing system.

Double layer coating for high resistance to corrosion: the aluminium components are painted with a double coat using powders that are compliant with QUALICOAT standards: a first layer of epoxy powder (with excellent chemical and mechanical resistance) and a second finishing layer of polyester powder (resistant to UV rays and atmospheric agents). The entire painting process of the aluminium fitting starts from components that have been sandblasted in advance to make the surface more porous and increase the adherence of the paint. Ares effects alkaline and acid washing to clean the surfaces completely, then rinses with demineralised water to remove any residue particles, subsequently a chemical conversion treatment is done to protect against rusting.

Protection rating: IP65

In compliance with EN 60598-1 standards

Class of insulation: III

Installation: the luminaire is supplied with a piece of cable (approx. 250mm) for an easy-to-make connection and it is protected against polarity reversal and sudden voltage peak. Parallel wiring required.

We recommend the use of a connection system with a protection degree greater than or equal to the protection degree of the luminaire.

During the installation and the maintenance of the fixtures it is important to be careful and avoid damages on the paint coating.

Damages on the coating exposed to outdoor conditions or water, could cause corrosion.

Chemical substances affect the anticorrosion covering protection.

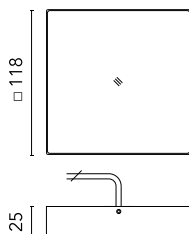
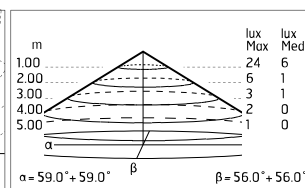
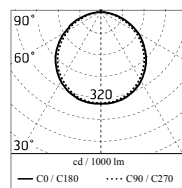
**Main specifications**

<b>Power (W)</b>	2.5
<b>System power (W)</b>	3
<b>CCT (K)</b>	2700K
<b>CRI</b>	80
<b>Net lumen (lm)</b>	50

<b>Mountings</b>	Ceiling surface, Wall surface
<b>Environment</b>	Outdoor

**Optical**

<b>Lighting type</b>	Direct
<b>LED type</b>	Power LED
<b>Light distribution</b>	Symmetric
<b>Optical type</b>	Diffused light

**Electrical**

<b>Frequency (Hz)</b>	50-60
<b>Voltage (V)</b>	24
<b>Dimmable</b>	Yes
<b>Driver type</b>	Electronic dimmable
<b>Emergency</b>	Without

<b>Insulation class</b>	III
-------------------------	-----

**Physical**

<b>Color</b>	Deep Brown
--------------	------------


Beta



Box for Installation  
Alfa/Beta/Gamma/Trixie/Trixie Round  
105



Power Supply 8W 100+240Vac/24Vdc  
350mA Ip20  
150



Power Supply 100+240Vac/ 8W at  
24Vdc/ 6W at 350mA Ip65  
106



Power Supply 10W 110+240Vac/24Vdc  
Ip20  
87



Power Supply 10W 110+240Vac/24Vdc  
Ip67  
175



Power Supply 17W 110+240V/24Vdc  
Ip20  
144



Power Supply 17W 110+240V/24Vdc  
Ip67  
176



Power Supply Dali 20W  
110+240V/24Vdc Ip67  
252



Power Supply 20W 220+240V/24Vdc  
Ip67  
147



---

Power Supply 50W 120+240V/24Vdc  
Ip67  
155



---

Power Supply 70W 220+240V/24Vdc  
Ip67  
110



---

Power Supply 96W 120+277V/24Vdc  
Ip67  
156