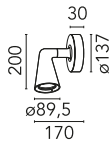



Belvedere Spot Wall Non Dimmable Deep Brown

■ F001G41A018 - Deep Brown

Outdoor luminaire consisting of an adjustable projector for up to 350°±5° on the horizontal axle suitable for wall installations and with integrated power supply box.

Direct wall installation. 220-240V power supply included. Included 2 way terminal block 4 poles IP68 H2O Stop. 24V Dimmable version available on request.

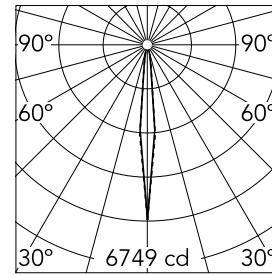


Main specifications

Lamp category	LED	Mountings	Wall surface
Power (W)	6	Environment	Outdoor wet location
CCT (K)	4000K		
CRI	80		
Net lumen (lm)	473		

Optical

Lighting type	Direct
LED type	Power LED
Light distribution	Symmetric
Optical type	Spot
Beam angle (°)	10
Beam angle C90-270 (°)	10



Beam Angle:	10°		
	h(m)	E(lx)	D(m)
	1	6749	0.17
	2	1687	0.34
	3	750	0.51
	4	422	0.68
	5	270	0.84

Luminous flux luminaire
473 lm

Electrical

Frequency (Hz)	50-60	Emergency	Without
Voltage (V)	220-240	Insulation class	II
Dimmable	No		
Driver	Integrated		
Driver type	Non Dimmable		

Physical

Color	Deep Brown
Orientation	Adjustable
Weight (kg)	0.90

Note

We recommend using a connection system with a degree of protection greater than or equal to the degree of protection of the luminaire.

During the installation and the maintenance of the fixtures it is important to be careful and avoid damages on the paint coating.

Damages on the coating exposed to outdoor conditions or water, could cause corrosion.

Chemical substances affect the anticorrosion covering protection.

For LED fixtures, there is evidence that most of the damages are connected to electrical effects related to the insulations, which cause destructive electrical discharges

These effects are frequently caused by:

- over voltage coming from the mains' network where fixture is connected.
- electrostatic discharge (ESD) coming from the environment.

The use of a protective device against the overvoltage on the electrical installation is warmly suggest this helps to reduce the intensity of some of these phenomenon and prevent irreversible damages. The selection of the type of device to be used must be adjust on the electrical plant.



Belvedere Spot Wall Non Dimmable Deep Brown



S.P.D. (SURGE PROTECTION DEVICE)
F990E00A000



Spot visor with honeycomb
F001Z030000



Spot visor with flood lens
F001Z040000



Spot visor
F001Z010000