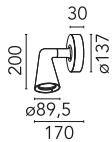


## Belvedere Spot Wall Non Dimmable Deep Brown

■ F001G31A018 - Deep Brown

Outdoor luminaire consisting of an adjustable projector for up to 350°±5° on the horizontal axle suitable for wall installations and with integrated power supply box.

Direct wall installation. 220-240V power supply included. Included 2 way terminal block 4 poles IP68 H2O Stop. 24V Dimmable version available on request.

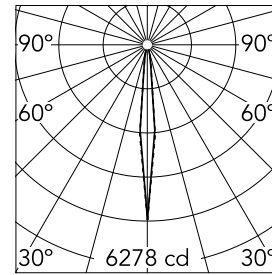


### Main specifications

<b>Lamp category</b>	LED	<b>Mountings</b>	Wall surface
<b>Power (W)</b>	6	<b>Environment</b>	Outdoor wet location
<b>CCT (K)</b>	3000K		
<b>CRI</b>	80		
<b>Net lumen (lm)</b>	440		

### Optical

<b>Lighting type</b>	Direct
<b>LED type</b>	Power LED
<b>Light distribution</b>	Symmetric
<b>Optical type</b>	Spot
<b>Beam angle (°)</b>	10
<b>Beam angle C90-270 (°)</b>	10



<b>Beam Angle:</b>	10°		
<b>h(m)</b>	<b>E(lx)</b>	<b>D(m)</b>	
1	6278	0.17	
2	1569	0.34	
3	698	0.51	
4	392	0.68	
5	251	0.84	

Luminous flux luminaire  
440 lm

### Electrical

<b>Frequency (Hz)</b>	50-60	<b>Emergency</b>	Without
<b>Voltage (V)</b>	220-240	<b>Insulation class</b>	II
<b>Dimmable</b>	No		
<b>Driver</b>	Integrated		
<b>Driver type</b>	Non Dimmable		

### Physical

<b>Color</b>	Deep Brown
<b>Orientation</b>	Adjustable
<b>Weight (kg)</b>	0.90

### Note

We recommend using a connection system with a degree of protection greater than or equal to the degree of protection of the luminaire.

During the installation and the maintenance of the fixtures it is important to be careful and avoid damages on the paint coating.

Damages on the coating exposed to outdoor conditions or water, could cause corrosion.

Chemical substances affect the anticorrosion covering protection.

For LED fixtures, there is evidence that most of the damages are connected to electrical effects related to the insulations, which cause destructive electrical discharges

These effects are frequently caused by:

- over voltage coming from the mains' network where fixture is connected.
- electrostatic discharge (ESD) coming from the environment.

The use of a protective device against the overvoltage on the electrical installation is warmly suggest this helps to reduce the intensity of some of these phenomenon and prevent irreversible damages. The selection of the type of device to be used must be adjust on the electrical plant.



## Belvedere Spot Wall Non Dimmable Deep Brown



---

Spot visor with honeycomb  
F001Z030000




---

Spot visor with flood lens  
F001Z040000



---

Spot visor  
F001Z010000



---

S.P.D. (SURGE PROTECTION DEVICE)  
F990E00A000