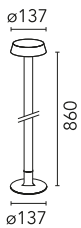


Belvedere Clove 2 Non Dimmable White

□ F001B21A001 - White

Family of outdoor products consisting of luminaires with a pole of two different heights and suitable for floor installations (ground or buried) and with integrated power supply box. 220-240V power supply included. Ready for installation on solid surface. Box for ground installation to be ordered separately.

Included 2 way terminal block 4 poles IP68 H2O Stop. Version 110V upon request.

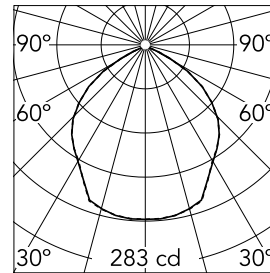


Main specifications

Lamp category	LED	Mountings	Ground
Power (W)	8.40	Environment	Outdoor wet location
CCT (K)	2700K		
CRI	80		
Net lumen (lm)	631		

Optical

Lighting type	Direct
LED type	Power LED
Light distribution	Symmetric
Optical type	Diffused light
Beam angle (°)	100
Beam angle C90-270 (°)	100



Luminous flux luminaire
631 lm

Electrical

Frequency (Hz)	50-60	Emergency	Without
Voltage (V)	220-240	Insulation class	II
Dimmable	No		
Driver	Integrated		
Driver type	Non Dimmable		

Physical

Color	White
Orientation	Fixed
Weight (kg)	2.10

Note

We recommend using a connection system with a degree of protection greater than or equal to the degree of protection of the luminaire. During the installation and the maintenance of the fixtures it is important to be careful and avoid damages on the paint coating. Damages on the coating exposed to outdoor conditions or water, could cause corrosion. Chemical substances affect the anticorrosion covering protection. For LED fixtures, there is evidence that most of the damages are connected to electrical effects related to the insulations, which cause destructive electrical discharges. These effects are frequently caused by:

- over voltage coming from the mains' network where fixture is connected.
- electrostatic discharge (ESD) coming from the environment.


The use of a protective device against the overvoltage on the electrical installation is warmly suggest this helps to reduce the intensity of some of these phenomenon and prevent irreversible damages. The selection of the type of device to be used must be adjust on the electrical plant.



Belvedere Clove 2 Non Dimmable White



Box for ground installation
F001Z020000



S.P.D. (SURGE PROTECTION DEVICE)
F990E00A000