

## Bellhop Wall Dimmable 1-10V

■ F003C41B005 - Stainless Steel



Wall light version of the Bellhop Outdoor Collection for diffuse light, made of extruded and die-cast aluminium or stainless steel.

100-240V power supply integrated. Direct wall installation.

Each luminaire is equipped with 200 mm length cable for connection inside the luminaire body.

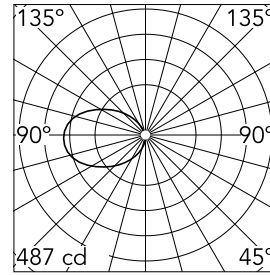
Recommended connection with a 2 way terminal block 4 poles IP68 H2O Stop, to be ordered separately.

### Main specifications

<b>Lamp category</b>	LED	<b>Mountings</b>	Wall
<b>Power (W)</b>	8.00	<b>Environment</b>	Outdoor wet location
<b>CCT (K)</b>	4000K		
<b>CRI</b>	80		
<b>Net lumen (lm)</b>	607		

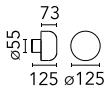
### Optical

<b>Lighting type</b>	Direct
<b>LED type</b>	Power LED
<b>Light distribution</b>	Symmetric
<b>Optical type</b>	Diffused light
<b>Beam angle (°)</b>	85
<b>Beam angle C90-270 (°)</b>	85



Beam Angle:	0°		
	h(m)	E(lx)	D(m)
	1	0	
	2	0	
	3	0	
	4	1	
	5	0	

Luminous flux luminaire  
607 lm



### Electrical

<b>Frequency (Hz)</b>	50-60	<b>Emergency</b>	Without
<b>Voltage (V)</b>	220-240	<b>Insulation class</b>	I
<b>Dimmable</b>	Yes		
<b>Driver</b>	Integrated		
<b>Driver type</b>	Dimmable 1-10V		

### Physical

<b>Color</b>	Stainless Steel
<b>Orientation</b>	Fixed
<b>Weight (kg)</b>	1.10

### Note

We recommend using a connection system with a degree of protection greater than or equal to the degree of protection of the luminaire.

During the installation and the maintenance of the fixtures it is important to be careful and avoid damages on the paint coating.

Damages on the coating exposed to outdoor conditions or water, could cause corrosion.

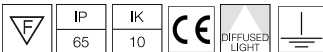
Chemical substances affect the anticorrosion covering protection.

For LED fixtures, there is evidence that most of the damages are connected to electrical effects related to the insulations, which cause destructive electrical discharges

These effects are frequently caused by:

- over voltage coming from the mains' network where fixture is connected.
- electrostatic discharge (ESD) coming from the environment.

The use of a protective device against the overvoltage on the electrical installation is warmly suggest this helps to reduce the intensity of some of these phenomenon and prevent irreversible damages. The selection of the type of device to be used must be adjust on the electrical plant.



## Bellhop Wall Dimmable 1-10V



---

2 way terminal block 5 poles IP68.  
( $\varnothing 7 \pm 12$ mm cable)  
F990C080000



---

S.P.D. (SURGE PROTECTION DEVICE)  
F990E00A000