

Bellhop Bollard H 380 mm Dali

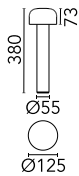
■ F003A21D006 - Grey

Bollard version of the Bellhop Outdoor Collection for diffuse light. Made of extruded and die-cast aluminium or stainless steel, Bellhop is available in two heights for the bollard model and with different lumens and luminaire outputs as to comply with any outdoor setting and lighting scenario need.

100-240V power supply included. Ready for installation on solid surface.

Each luminaire is equipped with 200 mm cable for connection inside the luminaire body.

Recommended connection with a 2 way terminal block 4 poles IP68 H2O Stop, to be ordered separately.

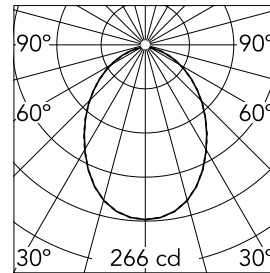


Main specifications

Lamp category	LED	Mountings	Ground
Power (W)	8.00	Environment	Outdoor wet location
CCT (K)	2700K		
CRI	80		
Net lumen (lm)	551		

Optical

Lighting type	Direct
LED type	Power LED
Light distribution	Symmetric
Optical type	Diffused light
Beam angle (°)	85
Beam angle C90-270 (°)	85



Beam Angle: 85°

h(m)	E(lx)	D(m)
1	266	1.84
2	67	3.68
3	30	5.52
4	17	7.36
5	11	9.20

Luminous flux luminaire
551 lm

Electrical

Frequency (Hz)	50-60	Emergency	Without
Voltage (V)	220-240	Insulation class	I
Dimmable	Yes		
Driver	Integrated		
Driver type	Dimmable DALI		
	1		

Physical

Color	Grey
Orientation	Fixed
Weight (kg)	1.20

Note

During the installation and the maintenance of the fixtures it is important to be careful and avoid damages on the paint coating.

Damages on the coating exposed to outdoor conditions or water, could cause corrosion.

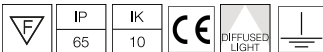
Chemical substances affect the anticorrosion covering protection.

For LED fixtures, there is evidence that most of the damages are connected to electrical effects related to the insulations, which cause destructive electrical discharges

These effects are frequently caused by:

- over voltage coming from the mains' network where fixture is connected.
- electrostatic discharge (ESD) coming from the environment.

The use of a protective device against the overvoltage on the electrical installation is warmly suggest this helps to reduce the intensity of some of these phenomenon and prevent irreversible damages. The selection of the type of device to be used must be adjust on the electrical plant.



Bellhop Bollard H 380 mm Dali



Base plate with bolt
F003Z010000



2 way terminal block 5 poles IP68.
($\varnothing 7 \div 12$ mm cable)
F990C080000



S.P.D. (SURGE PROTECTION DEVICE)
F990E00A000