

Arcadia L 640 Long Bracket

■ 545011.6 - Grey



Linear luminaire for installation on wall or ceiling – surface mounted.

Configuration: die-cast aluminium closing ends, EN AB-47100 alloy (low copper content), extruded aluminium structure and zinc-coated steel fixing brackets. Glass diffuser: transparent or sandblasted with silkscreen border, fixed to the aluminium through a robotic gluing system.

Double layer coating for high resistance to corrosion: the aluminium components are painted with a double coat using powders that are compliant with QUALICOAT standards: a first layer of epoxy powder (with excellent chemical and mechanical resistance) and a second finishing layer of polyester powder (resistant to UV rays and atmospheric agents). The entire painting process of the aluminium fitting starts from components that have been sandblasted in advance to make the surface more porous and increase the adherence of the paint. Ares effects alkaline and acid washing to clean the surfaces completely, then rinses with demineralised water to remove any residue particles, subsequently a chemical conversion treatment is done to protect against rusting.

Protection rating: IP65

In compliance with EN60598-1 standards

Class of insulation: I; RGB: I

Installation: the luminaire is equipped with a piece of cable (approx. 500mm) and an M16 cable-gland (4,5mm ϕ <math><10\text{mm}</math> cables) closed with a removable cap. The electrical components are installed on a removable frame accessible by unscrewing the closing ends. Outdoor use requires suitable flexible cables assuring the watertightness of the cable holder.

We recommend the use of a connection system with a protection degree greater than or equal to the protection degree of the luminaire.

During the installation and the maintenance of the fixtures it is important to be careful and avoid damages on the paint coating.

Damages on the coating exposed to outdoor conditions or water, could cause corrosion.

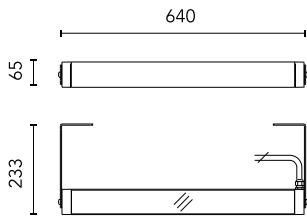
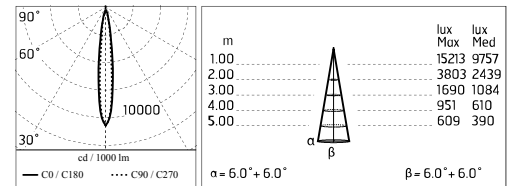
Chemical substances affect the anticorrosion covering protection.

Main specifications

Power (W)	13.2	Mountings	Ceiling and wall surface
System power (W)	16	Environment	Outdoor
CCT (K)	4000K		
CRI	80		
Net lumen (lm)	1423		

Optical

Lighting type	Direct
LED type	Power LED
Light distribution	Symmetric
Optical type	Spot



Electrical

Frequency (Hz)	50-60	Insulation class	I
Voltage (V)	220-240		
Dimmable	No		
Driver type	Not dimmable		
Emergency	Without		

Physical

Color	Grey
--------------	------


Arcadia L 640 Long Bracket



3/4 Way Terminal Block 4 Poles Ip68
H2O Stop
215



2 Way Terminal Block 4 Poles Ip68 H2O
Stop
236



SPD (Surge Protection Device)
237