

Anna 310

533051.1 - White



Outdoor / Indoor round luminaire for installation on ceiling or wall – surface mounted.

Configuration: opal plastic diffuser with satin finish for a high light emission uniformity ratio. Die-cast aluminium fixing back-plate and turned aluminium structure and heat sink. Magnetic finish frame to hide the fixing screws.

The luminaire is coated with polyester powders in single or double colour.

Protection rating: IP66

In compliance with EN 60598-1 standards

Class of Insulation: I

Installation: the luminaire is equipped with two IP65 cable holders for rubber cables $5 < \varnothing < 10\text{mm}$ (Anna Ø210 and Ø310) or cables $6 < \varnothing < 13\text{mm}$ (Anna Ø410) and a quick-connect 2-pole terminal block. Outdoor installation requires suitable flexible cables assuring the watertightness of the cable holder.

During the installation and the maintenance of the fixtures it is important to be careful and avoid damages on the paint coating.

Damages on the coating exposed to outdoor conditions or water, could cause corrosion.

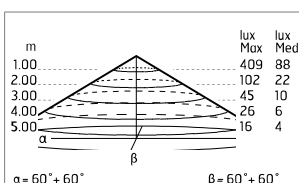
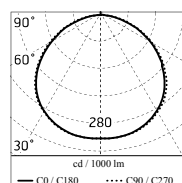
Chemical substances affect the anticorrosion covering protection.

Main specifications

Power (W)	14.1	Mountings	Ceiling surface, Wall surface
System power (W)	18	Environment	Outdoor
CCT (K)	2700K		
CRI	80		
Net lumen (lm)	1150		

Optical

Lighting type	Direct
LED type	Power LED
Light distribution	Symmetric
Optical type	Diffused light

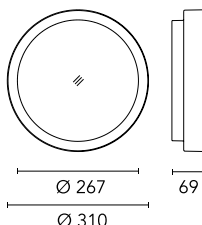


Electrical

Frequency (Hz)	50-60	Insulation class	I
Voltage (V)	220-240		
Dimmable	No		
Driver type	Not dimmable		
Emergency	Without		

Physical

Color	White
--------------	-------



Anna 310



SPD (Surge Protection Device)
237