

## Anna 210 Bicolour White/Yellow

533003 - White-Yellow



Outdoor / Indoor round luminaire for installation on ceiling or wall – surface mounted.

Configuration: opal plastic diffuser with satin finish for a high light emission uniformity ratio. Die-cast aluminium fixing back-plate and turned aluminium structure and heat sink. Magnetic finish frame to hide the fixing screws. The luminaire is coated with polyester powders in single or double colour.

Protection rating: IP66

In compliance with EN 60598-1 standards

Class of Insulation: I

Installation: the luminaire is equipped with two IP65 cable holders for rubber cables  $5 < \varnothing < 10\text{mm}$  (Anna  $\varnothing 210$  and  $\varnothing 310$ ) or cables  $6 < \varnothing < 13\text{mm}$  (Anna  $\varnothing 410$ ) and a quick-connect 2-pole terminal block. Outdoor installation requires suitable flexible cables assuring the watertightness of the cable holder.

During the installation and the maintenance of the fixtures it is important to be careful and avoid damages on the paint coating.

Damages on the coating exposed to outdoor conditions or water, could cause corrosion.

Chemical substances affect the anticorrosion covering protection.

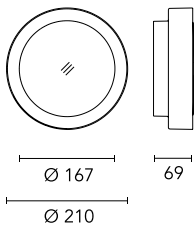
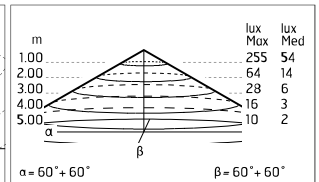
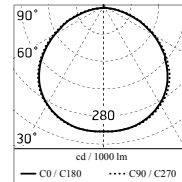


### Main specifications

<b>Power (W)</b>	8.8	<b>Mountings</b>	Ceiling surface, Wall surface
<b>System power (W)</b>	11	<b>Environment</b>	Outdoor
<b>CCT (K)</b>	4000K		
<b>CRI</b>	80		
<b>Net lumen (lm)</b>	812		

### Optical

<b>Lighting type</b>	Direct
<b>LED type</b>	Power LED
<b>Light distribution</b>	Symmetric
<b>Optical type</b>	Diffused light



### Electrical

<b>Frequency (Hz)</b>	50-60	<b>Insulation class</b>	I
<b>Voltage (V)</b>	220-240		
<b>Dimmable</b>	No		
<b>Driver type</b>	Not dimmable		
<b>Emergency</b>	Without		

### Physical

<b>Color</b>	White-Yellow
--------------	--------------

## Anna 210 Bicolour White/Yellow



---

SPD (Surge Protection Device)  
237