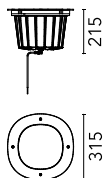


A-Round 315 Non Dimmable Satin Copper



F4596015 - Satin Copper



Ground-recessed luminaire for outdoor use, walkable and trafficable, available in three sizes, with adjustable optics in various configurations.

External body made of stainless steel AISI 316L treated with the PVD process (Physical Vapour Deposition).

Thanks to this innovative treatment, the surfaces of A-Round are coated with a thin film of metals, such as zirconium and titanium which, combining with the steel at the molecular level, increases the resistance to both, mechanical and atmospheric agents, permitting the execution of elegant and durable finishings.

The body of the luminaire is made of die-cast aluminum EN AB-47100 with low copper content, coated with two layers of paint with high resistance to corrosion.

High-strength tempered clear glass, screen-printed to reduce glare.

Driver for remote installation included, provided with M12 quick connector for watertight coupling.

Installation requires a housing for flush mounting, to be ordered separately.

It is necessary to provide an adequate level of gravel (> 300 mm) or a drain system to ensure drainage and avoid water stagnation. To ensure the sealing of the cable gland it is necessary to use flexible electric cables suitable for use in outdoor environments.

Integrated 220/240V power supply. Box for installation required, to be ordered separately.

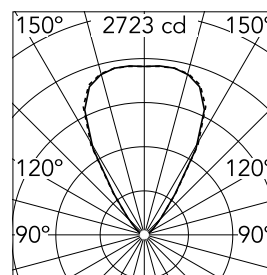
Adjustment on the horizontal axis: max 15°. Rotation around the vertical axis: max 359°.

Main specifications

Lamp category	LED	Mountings	Ground recessed
Power (W)	42	Environment	Outdoor wet location
CCT (K)	4000K		
CRI	80		
Net lumen (lm)	2788		

Optical

Lighting type	Direct
LED type	Power LED
Light distribution	Symmetric
Optical type	Flood down
Beam angle (°)	64
Beam angle C90-270 (°)	64



Beam Angle: 63°

h(m)	E(lx)	D(m)
1	2723	1.23
2	681	2.46
3	303	3.69
4	170	4.92
5	109	6.15

Luminous flux luminaire
2788 lm

Electrical

Frequency (Hz)	50-60	Emergency	Without
Voltage (V)	220-240	Insulation class	II
Dimmable	No		
Driver	Remote included		
Driver type	Non Dimmable		

Physical

Color	Satin Copper
Orientation	Adjustable
Rotation (°)	359

Note

We recommend using a connection system with a degree of protection greater than or equal to the degree of protection of the luminaire.

During the installation and the maintenance of the fixtures it is important to be careful and avoid damages on the paint coating.

Damages on the coating exposed to outdoor conditions or water, could cause corrosion.

Chemical substances affect the anticorrosion covering protection.

For LED fixtures, there is evidence that most of the damages are connected to electrical effects related to the insulations, which cause destructive electrical discharges

These effects are frequently caused by:

- over voltage coming from the mains' network where fixture is connected.
- electrostatic discharge (ESD) coming from the environment.

The use of a protective device against the overvoltage on the electrical installation is warmly suggest this helps to reduce the intensity of some of these phenomenon and prevent irreversible damages. The selection of the type of device to be used must be adjust on the electrical plant.

A-Round 315 Non Dimmable Satin Copper



Flood lens 6 units Kit
F4560000



3/4 way terminal block 4 poles IP68
H2O stop. (ø5,5÷12mm cable)
F990C010000




2 way terminal block 4 poles IP68 H2O
stop. (ø5,5÷12mm cable)
F990C00A000



Box for installation
F4599000



Honeycomb 6 units Kit
F4557000



S.P.D. (SURGE PROTECTION DEVICE)
F990E00A000