



03.9560.40 - Weiss

Hauptspezifikationen

Optisch

Beam Angle: 80°

$h(m)$	$E(lx)$	$D(m)$
1	2367	1.68
2	592	3.36
3	263	5.04
4	148	6.72
5	95	8.40

Elektrisch

Spannung (V)	55.80	Notfall	Ohne
Strom (mA)	600	Isolationsklasse	III
Dimmbar	Yes		
Treiber	Remote		
Treiber-Typ	nicht dimmbarer , Elektronisch dimmbar DALI		

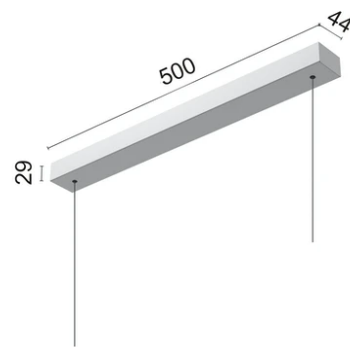
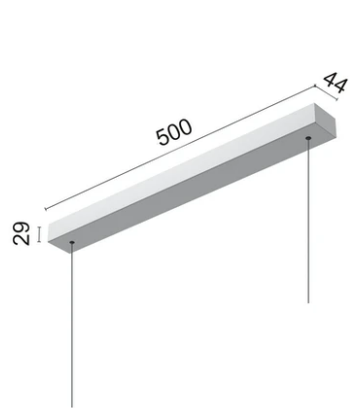
Physikalisch

Farbe	Weiss
Ausrichtung	fest
Gewicht (kg)	1.45
Länge (mm)	1500
Lebensdauer (L70 B10)	L80B50

Note

UGR<19 & cd/m² @ 65°<3000 workplace optimised. kabel 4,25 m

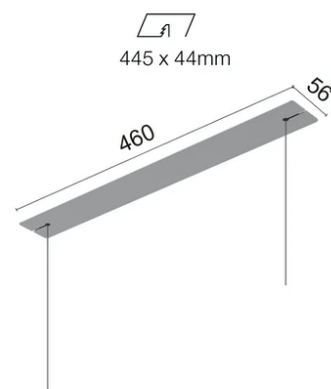
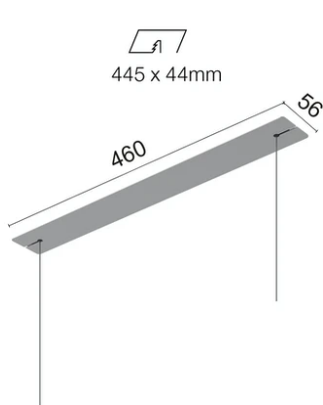
Super Line Pro Up&Down



Surface Kit. Non Dimmable/Dali
Version
08.0640.14

Remote Power Supply Kit. Non
Dimmable/Dali Version
08.0642.02

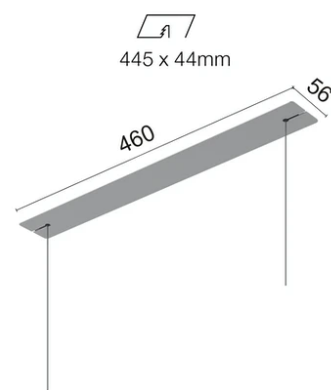
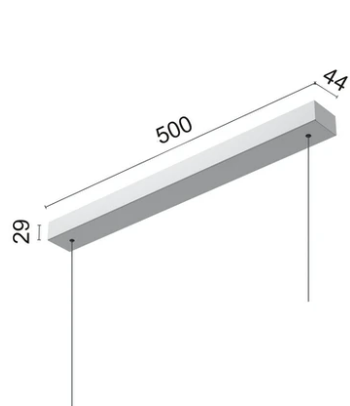
Surface Kit. Non Dimmable/Dali
Version
08.0640.02



Recessed Kit. Non Dimmable/Dali
Version
08.0641.02

Remote Power Supply Kit. Non
Dimmable/Dali Version
08.0642.14

Recessed Kit. Non Dimmable/Dali
Version
08.0641.14



Surface Kit. Non Dimmable/Dali
Version
08.0640.40

Remote Power Supply Kit. Non
Dimmable/Dali Version
08.0642.40

Recessed Kit. Non Dimmable/Dali
Version
08.0641.40