
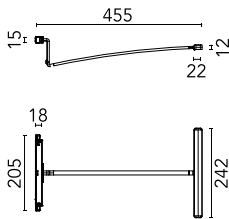

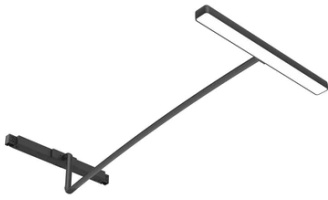


## Wallee Casambi

■ 03.8090.14.CB - Black

Lighting LED module to be installed in The Tracking Magnet System.

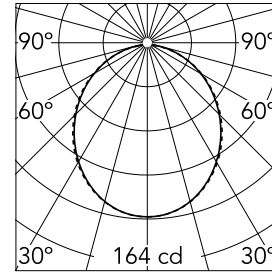


### Main specifications

<b>Lamp category</b>	LED	<b>Mountings</b>	Track
<b>Power (W)</b>	10W	<b>Environment</b>	Indoor
<b>CCT (K)</b>	2700K		
<b>CRI</b>	90		
<b>Net lumen (lm)</b>	431		

### Optical

<b>Lighting type</b>	Direct
<b>LED type</b>	Top LED
<b>Light distribution</b>	Symmetric
<b>Optical type</b>	Diffused light
<b>Beam angle (°)</b>	100
<b>Beam angle C90-270 (°)</b>	100



Beam Angle: 103°

h(m)	E(lx)	D(m)
1	164	2.50
2	41	5.00
3	18	7.49
4	10	9.99
5	7	12.49

Luminous flux luminaire  
431 lm

### Electrical

<b>Voltage (V)</b>	48.00	<b>Insulation class</b>	III
<b>Dimmable</b>	Yes		
<b>Driver</b>	Remote		
<b>Driver type</b>	Electronic, Dimmer on board		
<b>Emergency</b>	Without		

### Physical

<b>Color</b>	Black	<b>Length (mm)</b>	242
<b>Orientation</b>	Adjustable		
<b>Weight (kg)</b>	0.22		
<b>Tilt (°)</b>	25		
<b>Rotation (°)</b>	25		

### Note

When installing Wallee, it may require a manual adjustment by the client/installer. Find information on how to carry out this adjustment in the instruction sheets. Only allowed with Tracking Magnet Recessed and horizontal installation. The control system with the Casambi version of light fixtures is directly and individually regulated wirelessly using the application FLOS Control® by Casambi.