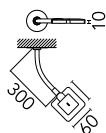



## Wall System Minikelvin Flex Remote Power Supply

### ■ F9478057 - Chrome

Diffuse illumination lighting device for installation flush with the wall with remote driver. ON/OFF switch with Soft Touch technology and light flow adjustment to 2 intensities (100% – 50% – 0%).

Diffuse illumination lighting device for installation flush with the wall with remote driver. ON/OFF switch with Soft Touch technology and light flow adjustment to 2 intensities (100% - 50% - 0%).

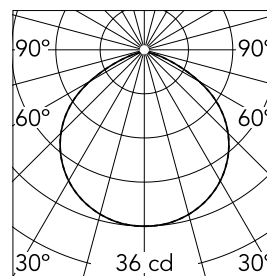


### Main specifications

Number of heads	1	Net lumen (lm)	96
Lamp category	LED	Mountings	Wall surface
Power (W)	4W	Environment	Indoor dry location
CCT (K)	3000K		
CRI	85		

### Optical

Lighting type	Direct
LED type	Top LED
Light distribution	Symmetric
Optical type	Wide flood
Beam angle (°)	111



Beam Angle: 111°

h(m)	E(lx)	D(m)
1	36	2.89
2	9	5.77
3	4	8.66
4	2	11.55
5	1	14.44

Luminous flux luminaire  
96 lm

### Electrical

Frequency (Hz)	50/60	Insulation class	III
Dimmable	Yes		
Driver	Remote included		
Driver type	Dimmable		
Emergency	Without		

### Physical

Color	Chrome
Orientation	Adjustable
Weight (kg)	0.28




## Wall System Minikelvin Flex Remote Power Supply



---

Electronic transformer with constant  
voltage (24V) for LED. 8W, 220/240V,  
50/60H  
60.8079



---

Electronic transformer with constant  
voltage (24V) for LED. 8W, 110/240V,  
50/60H  
60.9157