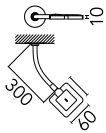



Wall System Minikelvin Flex Remote Power Supply

□ F9478009 - White

Diffuse illumination lighting device for installation flush with the wall with remote driver. ON/OFF switch with Soft Touch technology and light flow adjustment to 2 intensities (100% – 50% – 0%).

Diffuse illumination lighting device for installation flush with the wall with remote driver. ON/OFF switch with Soft Touch technology and light flow adjustment to 2 intensities (100% - 50% - 0%).

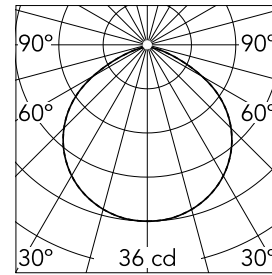


Main specifications

Number of heads	1	Net lumen (lm)	96
Lamp category	LED	Mountings	Wall surface
Power (W)	4W	Environment	Indoor
CCT (K)	3000K		
CRI	85		

Optical

Lighting type	Direct
LED type	Top LED
Light distribution	Symmetric
Optical type	Wide flood
Beam angle (°)	111



Beam Angle: 111°

h(m)	E(lx)	D(m)
1	36	2.89
2	9	5.77
3	4	8.66
4	2	11.55
5	1	14.44

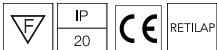
Luminous flux luminaire
96 lm

Electrical

Frequency (Hz)	50/60
Dimmable	Yes
Driver	Remote
Emergency	Without
Insulation class	III

Physical


Color	White
Orientation	Adjustable
Weight (kg)	0.28



Wall System Minikelvin Flex Remote Power Supply



Electronic transformer with constant voltage (24V) for LED. 8W, 220/240V, 50/60H
60.8079



Electronic transformer with constant voltage (24V) for LED. 8W, 110/240V, 50/60H
60.9157