



## UT Spot Track Wall-Washer Ø86 GA All White

09.7770.30A78 - White

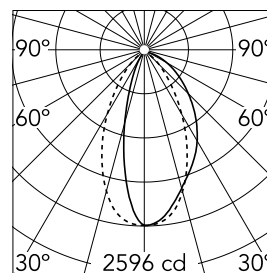
Spotlight to be installed on 3-phase track with LED light source. 220-240V, 50-60Hz power supply integrated. In the "All white" versions, the track adapter, the arm, the rear of the head and the head are white. Only the anti-glare ring is black.

### Main specifications

Number of heads	1	Net lumen (lm)	2560
Lamp category	LED	Mountings	Track
Power (W)	33W	Environment	Indoor
CCT (K)	3000K		
CRI	80		

### Optical

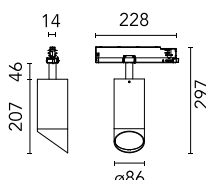
Lighting type	Direct
LED type	LED array
Light distribution	Symmetric
Optical type	Wall-washer
Beam angle (°)	50
Beam angle C90-270 (°)	50



Beam Angle: 50°

h(m)	E(lx)	D(m)
1	2596	0.98
2	649	1.97
3	288	2.95
4	162	3.94
5	104	4.92

Luminous flux luminaire  
2560 lm




### Electrical

Frequency (Hz)	50/60	Insulation class	II
Dimmable	No		
Driver	Integrated		
Driver type	Electronic		
Emergency	Without		

### Physical

Color	White	Spot diameter (mm)	86
Orientation	Adjustable		
Weight (kg)	1.55		
Tilt (°)	90		
Rotation (°)	360		

### Certification / Marking



### Note

Screening crosspiece, lenses and Honeycomb directly installable on the head of the luminaire without needing any fastening accessory. Installation compatible with Honeycomb + Lense at the same time. FLOS three-phase lighting track luminaires are designed and fully tested for tracks recommended by FLOS. Compatibility is guaranteed with three-phase track produced by Nordic Aluminium. Compatibility with Eutrac under request.