



UT Spot Track Wall-Washer Ø86 GA

■ 09.7770.14A - Black

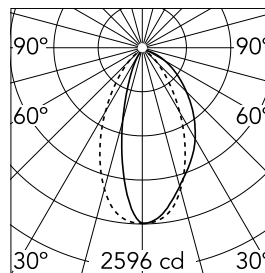
Spotlight to be installed on 3-phase track with LED light source. 220-240V, 50-60Hz power supply integrated.

Main specifications

Number of heads	1	Net lumen (lm)	2560
Lamp category	LED	Mountings	Track
Power (W)	33W	Environment	Indoor
CCT (K)	3000K		
CRI	80		

Optical

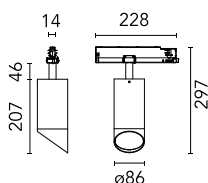
Lighting type	Direct
LED type	LED array
Light distribution	Symmetric
Optical type	Wall-washer
Beam angle (°)	50
Beam angle C90-270 (°)	50



Beam Angle: 50°

h(m)	E(lx)	D(m)
1	2596	0.98
2	649	1.97
3	288	2.95
4	162	3.94
5	104	4.92

Luminous flux luminaire
2560 lm




Electrical

Frequency (Hz)	50/60	Insulation class	II
Dimmable	No		
Driver	Integrated		
Driver type	Electronic		
Emergency	Without		

Physical

Color	Black	Spot diameter (mm)	86
Orientation	Adjustable		
Weight (kg)	1.55		
Tilt (°)	90		
Rotation (°)	360		

Certification / Marking



Note

Screening crosspiece, lenses and Honeycomb directly installable on the head of the luminaire without needing any fastening accessory. Installation compatible with Honeycomb + Lense at the same time. FLOS three-phase lighting track luminaires are designed and fully tested for tracks recommended by FLOS. Compatibility is guaranteed with three-phase track produced by Nordic Aluminium. Compatibility with Eutrac under request.