



UT Spot Track Wall-Washer Ø 86

09.4954.30A - White

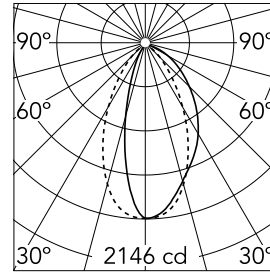
Spotlight to be installed on 3-phase track. with LED light source. 220-240V, 50-60Hz power supply integrated.

Main specifications

Number of heads	1	Net lumen (lm)	2116
Lamp category	LED	Mountings	Track
Power (W)	33W	Environment	Indoor dry location
CCT (K)	3000K		
CRI	90		

Optical

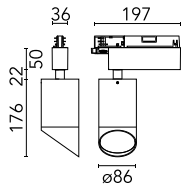
LED type	LED array
Light distribution	Symmetric
Optical type	Wall-washer
Beam angle (°)	50
Beam angle C90-270 (°)	56



Beam Angle: 50°

h(m)	E(lx)	D(m)
1	2146	0.98
2	537	1.97
3	238	2.95
4	134	3.94
5	86	4.92

Luminous flux luminaire
2116 lm

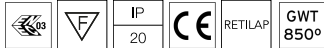


Electrical

Frequency (Hz)	50/60	Emergency	Without
Voltage (V)	220.00	Insulation class	II
Dimmable	No		
Driver	Integrated		
Driver type	Non Dimmable		

Physical

Color	White
Orientation	Adjustable
Weight (kg)	1.55
Tilt (°)	90
Rotation (°)	360



Note

FLOS three-phase lighting track luminaires are designed and fully tested for tracks recommended by FLOS. Compatibility is guaranteed with three-phase track produced by Nordic Aluminium. Compatibility with Eutrac under request.