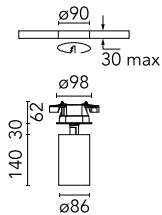


UT Spot Ceiling Ø 86

■ 09.4863.30A - White

Spotlight to be installed on ceiling with LED light source. 220-240V, 50-60Hz remote power supply included.

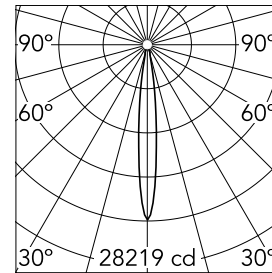


Main specifications

Number of heads	1	CRI	90
Lamp category	LED	Net lumen (lm)	2190
Power (W)	32.8W	Mountings	Ceiling surface
System power (W)	32.8	Environment	Indoor dry location
CCT (K)	3000K		

Optical

Lighting type	Direct
LED type	LED array
Light distribution	Symmetric
Optical type	Spot
Beam angle (°)	12°
Beam angle C90-270 (°)	12°



Beam Angle:	12°		
	h(m)	E(lx)	D(m)
	1	28219	0.21
	2	7055	0.41
	3	3135	0.62
	4	1764	0.82
	5	1129	1.03


Luminous flux luminaire
2190 lm

Electrical

Frequency (Hz)	50/60	Driver type	Non Dimmable
Voltage (V)	220-240V	Emergency	Without
Current (mA)	900	Insulation class	II
Dimmable	No		
Driver	Remote included		

Physical

Color	White	Spot diameter (mm)	86
Orientation	Adjustable		
Weight (kg)	1.18		
Tilt (°)	90		
Rotation (°)	360		



UT Spot Ceiling Ø 86



Flood lens
08.8175.68



Elliptical lens
08.8163.68



Honeycomb
08.8495.14



Screening crosspiece
08.8411.00



Holding ring
08.8410.00