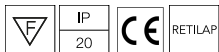
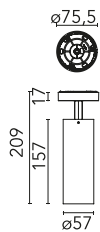


UT Pro Surface 150 On Board Dimmer Included

■ 09.7297.14A - Black

LED light source projector for surface installation. 120-277V power supply unit and potentiometer included.

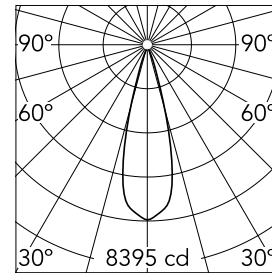


Main specifications

Number of heads	1	Net lumen (lm)	1816
Lamp category	LED	Mountings	Ceiling surface
Power (W)	23.5W	Environment	Indoor
CCT (K)	3000K		
CRI	90		

Optical

Lighting type	Direct
LED type	LED array
Light distribution	Symmetric
Optical type	Medium
Beam angle (°)	28
Beam angle C90-270 (°)	28



Beam Angle:	28°	
h(m)	E(lx)	D(m)
1	8395	0.50
2	2099	1.00
3	933	1.50
4	525	2.00
5	336	2.50

Luminous flux luminaire
1816 lm

Electrical

Frequency (Hz)	50/60	Insulation class	II
Voltage (V)	220.00		
Dimmable	Yes		
Driver	Integrated		
Emergency	Without		

Physical

Color	Black
Orientation	Adjustable
Weight (kg)	0.52
Tilt (°)	90
Rotation (°)	360

Note

Screening crosspiece, lenses and honeycomb directly installable on the head of the luminaire without needing any fastening accessory. Installation compatible with honeycomb + lense at the same time.

UT Pro Surface 150 On Board Dimmer Included



Snoot shielding cone
08.0526.BW



Snoot shielding cone
08.0526.40



Honeycomb
08.8428.00



Elliptical lens
08.8431.00



Flood lens
08.8432.00



Snoot shielding cone
08.0526.00