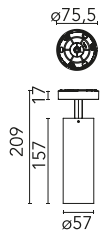


UT Pro Surface 150 On Board Dimmer Included

■ 09.7294.14A - Black

LED light source projector for surface installation. 120-277V power supply unit and potentiometer included.

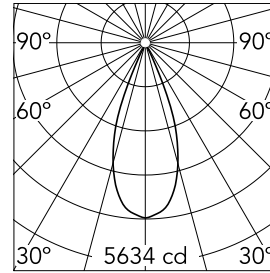


Main specifications

Number of heads	1	Net lumen (lm)	2224
Lamp category	LED	Mountings	Ceiling surface
Power (W)	23.5W	Environment	Indoor
CCT (K)	3000K		
CRI	80		

Optical

Lighting type	Direct
LED type	LED array
Light distribution	Symmetric
Optical type	Flood
Beam angle (°)	40
Beam angle C90-270 (°)	40



Beam Angle:	40°		
	h(m)	E(lx)	D(m)
1	5634	0.73	
2	1408	1.46	
3	626	2.18	
4	352	2.91	
5	225	3.64	

Luminous flux luminaire
2224 lm

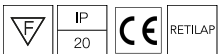
Electrical

Frequency (Hz)	50/60	Insulation class	II
Voltage (V)	220.00		
Dimmable	Yes		
Driver	Integrated		
Emergency	Without		

Physical

Color	Black
Orientation	Adjustable
Weight (kg)	0.52
Tilt (°)	90
Rotation (°)	360

Certification / Marking



Note

Screening crosspiece, lenses and honeycomb directly installable on the head of the luminaire without needing any fastening accessory. Installation compatible with honeycomb + lense at the same time.


UT Pro Surface 150 On Board Dimmer Included



Snoot shielding cone
08.0526.00



Honeycomb
08.8428.00



Elliptical lens
08.8431.00



Flood lens
08.8432.00