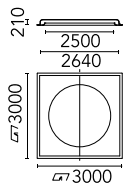


## USO 2500 Cove Lighting

SA.1009.4.300 - Raw

Recessed ceiling or wall-mounted luminaire. Direct lighting with fluorescent, cold cathode or LED lamps.

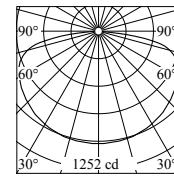


### Main specifications

Lamp category	Fluorescent
Power (W)	230W
CRI	85
Mountings	Ceiling recessed
Environment	Indoor dry location


### Optical

Lighting type	Direct
Lamp type	Cold Cathode
Light distribution	Symmetric
Optical type	Diffused light



	E(x)	D(m)
	h(m)	159°
1	1252	10.74
2	313	21.48
3	139	32.23
4	78	42.97
5	50	53.71

Luminous flux luminaire  
20800 lm



### Electrical

Dimmable	No
Driver	Integrated
Driver type	Non Dimmable
Emergency	Without

### Physical

Color	Raw
Orientation	Fixed
Weight (kg)	185

### Note

Delivered in two pieces.