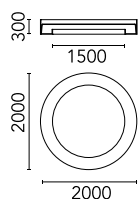



USL 200 Pluto

SA.4005.5C110 - Raw

Direct ceiling-mounted lighting system. Direct lighting with fluorescent, cold cathode or LED lamps. Control gear not included in LED versions. Suspension cable length 4 meters.

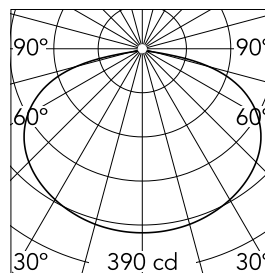


Main specifications

Lamp category	LED	Environment	Indoor dry location
Power (W)	84W		
CRI	85		
Net lumen (lm)	1545		
Mountings	Suspension		

Optical

Lighting type	Direct
Light distribution	Symmetric
Optical type	Diffused light



Beam Angle: 145°

h(m)	E(lx)	D(m)
1	390	6.36
2	98	12.73
3	43	19.09
4	24	25.45
5	16	31.81

Luminous flux luminaire
5460 lm

Electrical

Dimmable	No
Driver	Remote excluded
Emergency	Without

Physical

Color	Raw
Orientation	Fixed
Weight (kg)	145

Note

See LED drivers.

