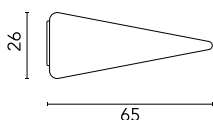



Thin LED 404 mm■ **09.0045.30B - White**

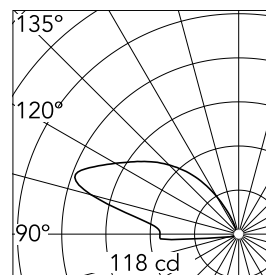
Wall application luminaire for indirect lighting with LED. Remote transformer not included.

**Main specifications**

Number of heads	1	Net lumen (lm)	621
Lamp category	LED	Mountings	Wall surface
Power (W)	6.8W	Environment	Indoor dry location
CCT (K)	3000K		
CRI	90		

Optical

Lighting type	Indirect
LED type	Top LED
Light distribution	Asymmetric
Optical type	Diffused light
Beam angle (°)	101
Beam angle C90-270 (°)	43



Beam Angle: 43°

h(m)	E(lx)	D(m)
1	118	6.46
2	30	12.92
3	13	19.38
4	7	25.84
5	5	32.30

Luminous flux luminaire
621 lm**Electrical**

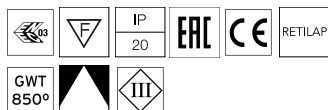
Voltage (V)	24.00	Insulation class	III
Dimmable	No		
Driver	Remote excluded		
Driver type	Non Dimmable, Dimmable 1-10V, Dimmable DALI 1		
Emergency	Without		

Physical

Color	White
Orientation	Fixed
Weight (kg)	0.30
Length (mm)	404

Note

16 LEDs



Thin LED 404 mm



Electronic transformer with constant voltage (24V) for LED. 100/240V. 25W
60.8703

Dimmable 1-10V control unit with 1 channel for 24V LED modules. Max. 120W – 5A
60.8640

Electronic transformer with constant voltage (24V) for LED. 100/240V. 120W
60.9407



Dimmable DALI control unit with 1 channel for 24V LED modules. Power supply not included
60.8635

Electronic transformer with constant voltage (24V) for LED. 100/240V. 60W
60.9089