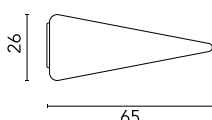




Thin LED 1201 mm■ **09.0120.29B - Anodized Aluminium**

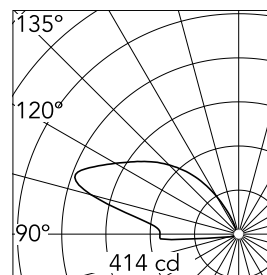
Wall application luminaire for indirect lighting with LED. Remote transformer not included.

**Main specifications**

Number of heads	1	Net lumen (lm)	2173
Lamp category	LED	Mountings	Wall surface
Power (W)	23.9W	Environment	Indoor dry location
CCT (K)	3000K		
CRI	90		

Optical

Lighting type	Indirect
LED type	Top LED
Light distribution	Asymmetric
Optical type	Diffused light
Beam angle (°)	101
Beam angle C90-270 (°)	43



Beam Angle: 43°

h(m)	E(lx)	D(m)
1	414	6.46
2	104	12.92
3	46	19.38
4	26	25.84
5	17	32.30

Luminous flux luminaire
2173 lm**Electrical**

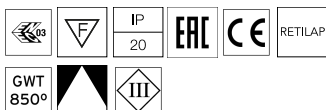
Voltage (V)	24.00	Insulation class	III
Dimmable	No		
Driver	Remote excluded		
Driver type	Non Dimmable, Dimmable 1-10V, Dimmable DALI 1		
Emergency	Without		

Physical

Color	Anodized Aluminium
Orientation	Fixed
Weight (kg)	0.90m
Length (mm)	1201

Note

55 LEDs



Thin LED 1201 mm



Electronic transformer with constant voltage (24V) for LED. 100/240V. 60W
60.9089



Electronic transformer with constant voltage (24V) for LED. 100/240V. 120W
60.9407



Electronic transformer with constant voltage (24V) for LED. 100/240V. 25W
60.8703



Dimmable 1-10V control unit with 1 channel for 24V LED modules. Max. 120W – 5A
60.8640



Dimmable DALI control unit with 1 channel for 24V LED modules. Power supply not included
60.8635