



## The Tracking Magnet Suspension Up&Down Profile Casambi / On Board Dimmer compatible

■ 06.5074.14 - Black

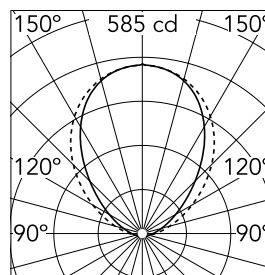
Electrical/mechanical profile for suspended installations.

### Main specifications

Number of heads	1	CRI	90
Lamp category	LED	Net lumen (lm)	1257
Power (W)	19.5W	Mountings	Suspension
System power (W)	19.6	Environment	Indoor dry location
CCT (K)	3000K		

### Optical

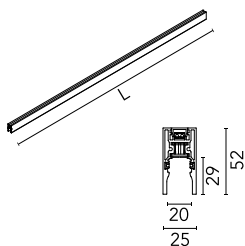

Lighting type	Indirect
LED type	Top LED
Light distribution	Symmetric
Beam angle (°)	81
Beam angle C90-270 (°)	96
UGRL	3
Efficiency (lm/W)	64.13



Beam Angle: 81°

h(m)	E(lx)	D(m)
1	585	1.72
2	146	3.44
3	65	5.15
4	37	6.87
5	23	8.59

Luminous flux luminaire  
1257 lm



### Electrical

Voltage (V)	48	Emergency	Without
Current (mA)	408	Insulation class	III
Dimmable	Yes		
Driver	Remote		
Driver type	Dimmer on board, Dimmable Casambi		

### Physical

Color	Black
Weight (kg)	4.18
Length (mm)	3000
Lifespan (L70 B10)	L80B50

### Note

The linear elements in the Up&Down version include indirect LED lighting in the upper part of the profile. The magnetic profile and the Up lighting must be powered with the same equipment. Version compatible with "On board dimmer" luminaires and version compatible with system controlled luminaires (DALI, 1-10V, FLOS SMART CONTROL) available. Corners, connectors and accessories common for the two profile versions. Both versions have lengths of 1m-3m. The profiles cannot be cut. The covers must be ordered separately. 3m power cable included in all the linear power products. Suspension accessories (steel cable and rods) should be ordered separately. 90° corners available in the same plan (symmetrical element for left and right corners), common in Up&Down and Down versions. Not provided for connection to driver. The corners of the Suspended versions of Tracking Magnet do not have indirect lighting. Indirect lighting is controlled with a common circuit to the direct lighting.



## The Tracking Magnet Suspension Up&Down Profile Casambi / On Board Dimmer compatible



Surface rose  
08.8883.40A



Recessed power supply rose  
08.8889.14



Intermediate suspension kit for joining profiles  
08.0627.00



Power connector  
08.0626.00



1 m suspension rod with ceiling rose with m6 thread  
60.3097.14



LED Power Supply Source for remote installation. 48V. 100Vac (150W)-240Vac (200W)  
60.9607



LED Power Supply Source for remote installation. 48V/320W. 100/240 Vac  
60.8919



The Tracking Magnet Profile Intermediate Connector Straight  
08.0612.14




Suspension rod with 1m rose. M6 thread  
60.3014.11



0/1-10V & Push 12-48V Dimmer  
60.9395



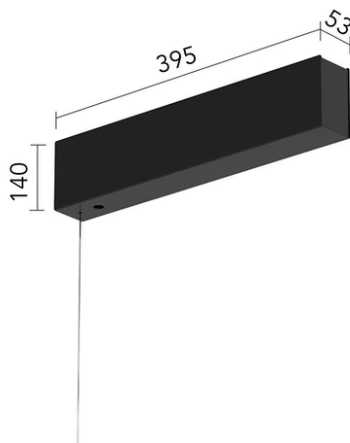
Surface rose  
08.8883.14A



4m suspension steel cable  
08.8634.00



LED power supply source for remote  
installation, 48V/120W. 220/240 Vac  
60.9170



Surface power supply with driver  
included 320W / 48Vdc. 1-10V / 0-10V /  
No dim.  
08.0631.14



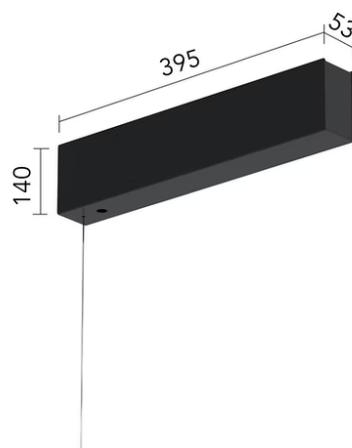
Suspension rod with 1m rose. M6  
thread  
60.3014.14



DALI 12-48V Dimmer  
60.9678



1 m suspension rod with ceiling rose  
with m6 thread  
60.3097.11



Surface power supply with driver  
included 320W / 48Vdc. DALI / No dim.  
08.0632.14



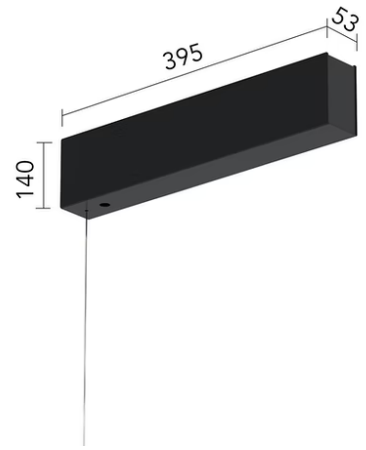

---

Recessed power supply rose  
08.8889.40




---

The Tracking Magnet Suspension  
Up&Down Profile End Caps  
06.5026.14




---

Surface power supply with driver  
included 320W / 48Vdc. DALI / No dim.  
08.0632.40