



The Tracking Magnet Suspension Up&Down Profile Casambi / On Board Dimmer compatible

■ 06.5072.14 - Black

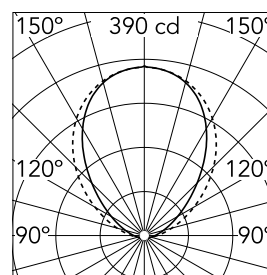
Electrical/mechanical profile for suspended installations.

Main specifications

Number of heads	1	CRI	90
Lamp category	LED	Net lumen (lm)	838
Power (W)	13W	Mountings	Suspension
System power (W)	13.1	Environment	Indoor dry location
CCT (K)	3000K		

Optical

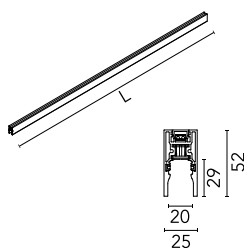

Lighting type	Indirect
LED type	Top LED
Light distribution	Symmetric
Beam angle (°)	81
Beam angle C90-270 (°)	96
UGRL	3
Efficiency (lm/W)	63.97



Beam Angle: 81°

h(m)	E(lx)	D(m)
1	390	1.72
2	97	3.44
3	43	5.15
4	24	6.87
5	16	8.59

Luminous flux luminaire
838 lm



Electrical

Voltage (V)	48	Emergency	Without
Current (mA)	270	Insulation class	III
Dimmable	Yes		
Driver	Remote		
Driver type	Dimmer on board, Dimmable Casambi		

Physical

Color	Black
Weight (kg)	2.79
Length (mm)	2000
Lifespan (L70 B10)	L80B50

Note

The linear elements in the Up&Down version include indirect LED lighting in the upper part of the profile. The magnetic profile and the Up lighting must be powered with the same equipment. Version compatible with "On board dimmer" luminaires and version compatible with system controlled luminaires (DALI, 1-10V, FLOS SMART CONTROL) available. Corners, connectors and accessories common for the two profile versions. Both versions have lengths of 1m-3m. The profiles cannot be cut. The covers must be ordered separately. 3m power cable included in all the linear power products. Suspension accessories (steel cable and rods) should be ordered separately. 90° corners available in the same plan (symmetrical element for left and right corners), common in Up&Down and Down versions. Not provided for connection to driver. The corners of the Suspended versions of Tracking Magnet do not have indirect lighting. Indirect lighting is controlled with a common circuit to the direct lighting.



The Tracking Magnet Suspension Up&Down Profile Casambi / On Board Dimmer compatible



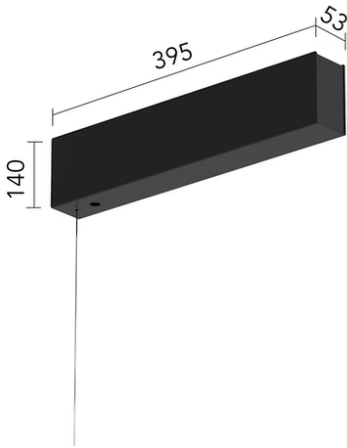
Power connector
08.0626.00



Suspension rod with 1m rose. M6
thread
60.3014.14



DALI 12-48V Dimmer
60.9678



Surface power supply with driver
included 320W / 48Vdc. DALI / No dim.
08.0632.14



1 m suspension rod with ceiling rose
with m6 thread
60.3097.14



Surface rose
08.8883.40A



Recessed power supply rose
08.8889.14



Intermediate suspension kit for joining
profiles
08.0627.00




LED Power Supply Source for remote
installation. 48V. 100Vac (150W)-240Vac
(200W)
60.9607



Surface rose
08.8883.14A



LED Power Supply Source for remote
installation. 48V/320W. 100/240 Vac
60.8919



4m suspension steel cable
08.8634.00



Suspension rod with 1m rose. M6
thread
60.3014.11



0/1-10V & Push 12-48V Dimmer
60.9395



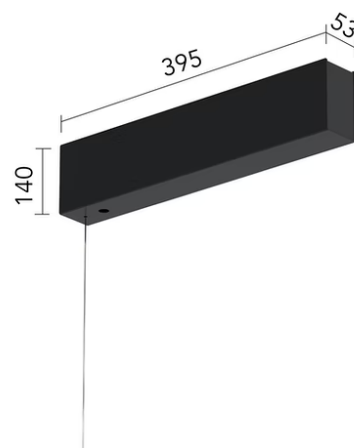
The Tracking Magnet Suspension
Up&Down Profile End Caps
06.5026.14



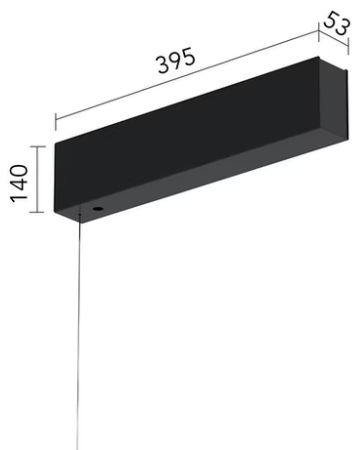
Recessed power supply rose
08.8889.40



LED power supply source for remote
installation, 48V/120W. 220/240 Vac
60.9170



Surface power supply with driver
included 320W / 48Vdc. DALI / No dim.
08.0632.40



Surface power supply with driver
included 320W / 48Vdc. 1-10V / 0-10V /
No dim.
08.0631.14



1 m suspension rod with ceiling rose
with m6 thread
60.3097.11



The Tracking Magnet Profile
Intermediate Connector Straight
08.0612.14