



## The Tracking Magnet Suspension Up&Down Profile Casambi / Dali / 1-10V compatible

■ 06.5024.14 - Black

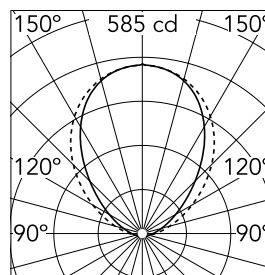
Electrical/mechanical profile for suspended installations.

### Main specifications

|                  |       |                |                     |
|------------------|-------|----------------|---------------------|
| Number of heads  | 1     | CRI            | 80                  |
| Lamp category    | LED   | Net lumen (lm) | 1257                |
| Power (W)        | 19.6W | Mountings      | Suspension          |
| System power (W) | 19.6  | Environment    | Indoor dry location |
| CCT (K)          | 3000K |                |                     |

### Optical

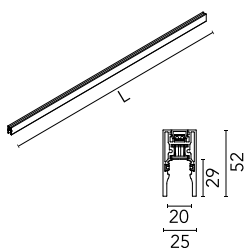

|                        |           |
|------------------------|-----------|
| Lighting type          | Indirect  |
| LED type               | Top LED   |
| Light distribution     | Symmetric |
| Beam angle (°)         | 81        |
| Beam angle C90-270 (°) | 96        |
| UGRL                   | 3         |
| Efficiency (lm/W)      | 64.13     |



Beam Angle: 81°

| h(m) | E(lx) | D(m) |
|------|-------|------|
| 1    | 585   | 1.72 |
| 2    | 146   | 3.44 |
| 3    | 65    | 5.15 |
| 4    | 37    | 6.87 |
| 5    | 23    | 8.59 |

Luminous flux luminaire  
1257 lm



### Electrical

|              |   |                  |         |
|--------------|---|------------------|---------|
| Voltage (V)  | 48  | Emergency        | Without |
| Current (mA) | 70  | Insulation class | III     |
| Dimmable     | Yes   |                  |         |
| Driver       | Remote excluded                                   |                  |         |
| Driver type  | Dimmable Casambi, Dimmable 1-10V, Dimmable DALI 1 |                  |         |

### Physical

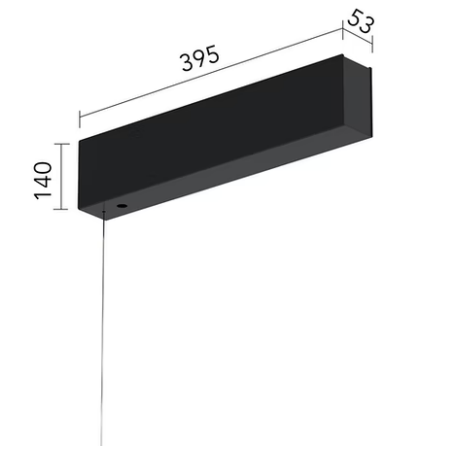
|                    |        |
|--------------------|--------|
| Color              | Black  |
| Weight (kg)        | 4.18   |
| Length (mm)        | 3000   |
| Lifespan (L70 B10) | L80B50 |

### Note

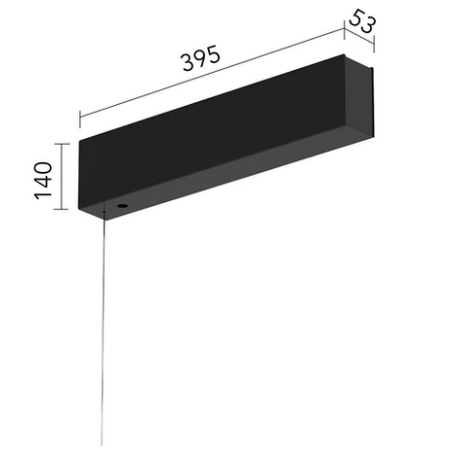
The linear elements in the Up&Down version include indirect LED lighting in the upper part of the profile. The magnetic profile and the Up lighting must be powered with the same equipment. Version compatible with "On board dimmer" luminaires and version compatible with system controlled luminaires (DALI, 1-10V, FLOS SMART CONTROL) available. Corners, connectors and accessories common for the two profile versions. Both versions have lengths of 1m-3m. The profiles cannot be cut. The covers must be ordered separately. 3m power cable included in all the linear power products. Suspension accessories (steel cable and rods) should be ordered separately. 90° corners available in the same plan (symmetrical element for left and right corners), common in Up&Down and Down versions. Not provided for connection to driver. The corners of the Suspended versions of Tracking Magnet do not have indirect lighting. Indirect lighting is controlled with a common circuit to the direct lighting.



The Tracking Magnet Suspension Up&Down Profile Casambi / Dali / 1-10V compatible



Surface power supply with driver included 320W / 48Vdc. 1-10V / 0-10V / No dim.  
08.0631.40




Surface power supply with driver included 320W / 48Vdc. 1-10V / 0-10V / No dim.  
08.0631.14



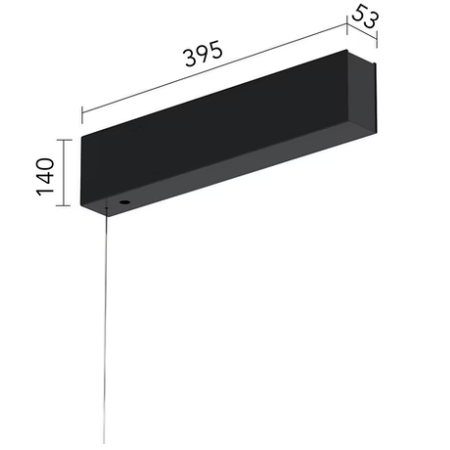
Surface rose  
08.8883.40A



Recessed power supply rose  
08.8889.14



1 m suspension rod with ceiling rose with m6 thread  
60.3097.14



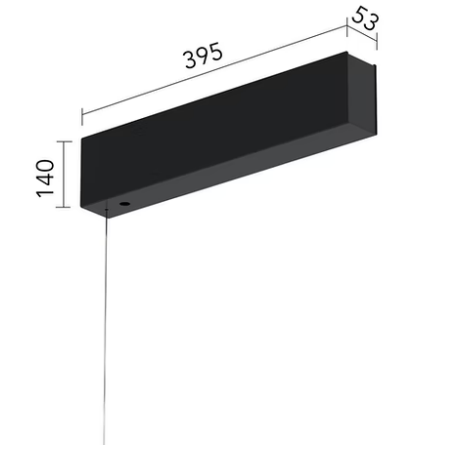
Surface power supply with driver included 320W / 48Vdc. DALI / No dim.  
08.0632.14



DALI 12-48V Dimmer  
60.9678



Surface rose  
08.8883.14A



Surface power supply with driver included 320W / 48Vdc. DALI / No dim.  
08.0632.40



Suspension rod with 1m rose. M6 thread  
60.3014.11



Intermediate suspension kit for joining profiles  
08.0627.00




LED Power Supply Source for remote installation. 48V/320W. 100/240 Vac  
60.8919



Recessed power supply rose  
08.8889.40



Power connector  
08.0626.00



4m suspension steel cable  
08.8634.00



The Tracking Magnet Suspension Up&Down Profile End Caps  
06.5026.14



LED Power Supply Source for remote installation. 48V. 100Vac (150W)-240Vac (200W)  
60.9607



LED power supply source for remote installation, 48V/120W. 220/240 Vac  
60.9170



---

Suspension rod with 1m rose. M6  
thread  
60.3014.14




---

1 m suspension rod with ceiling rose  
with m6 thread  
60.3097.11



---

0/1-10V & Push 12-48V Dimmer  
60.9395



---

The Tracking Magnet Profile  
Intermediate Connector Straight  
08.0612.14