



The Tracking Magnet Suspension Up&Down Profile Casambi / Dali / 1-10V compatible

■ 06.5021.05 - Polished Aluminium

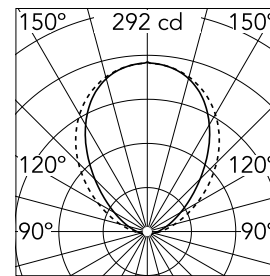
Electrical/mechanical profile for suspended installations.

Main specifications

Number of heads	1	CRI	80
Lamp category	LED	Net lumen (lm)	629
Power (W)	10W	Mountings	Suspension
System power (W)	10.1	Environment	Indoor dry location
CCT (K)	3000K		

Optical

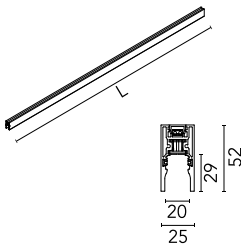

Lighting type	Indirect
LED type	Top LED
Light distribution	Symmetric
Beam angle (°)	81
Beam angle C90-270 (°)	96
UGRL	3
Efficiency (lm/W)	62.28



Beam Angle: 81°

h(m)	E(lx)	D(m)
1	292	1.72
2	73	3.44
3	32	5.15
4	18	6.87
5	12	8.59

Luminous flux luminaire
629 lm



Electrical

Voltage (V)	48	Emergency	Without
Current (mA)	70	Insulation class	III
Dimmable	Yes		
Driver	Remote excluded		
Driver type	Dimmable Casambi, Dimmable 1-10V, Dimmable DALI 1		

Physical

Color	Polished Aluminium
Weight (kg)	2.09
Length (mm)	1500
Lifespan (L70 B10)	L80B50

Note

The linear elements in the Up&Down version include indirect LED lighting in the upper part of the profile. The magnetic profile and the Up lighting must be powered with the same equipment. Version compatible with "On board dimmer" luminaires and version compatible with system controlled luminaires (DALI, 1-10V, FLOS SMART CONTROL) available. Corners, connectors and accessories common for the two profile versions. Both versions have lengths of 1m-3m. The profiles cannot be cut. The covers must be ordered separately. 3m power cable included in all the linear power products. Suspension accessories (steel cable and rods) should be ordered separately. 90° corners available in the same plan (symmetrical element for left and right corners), common in Up&Down and Down versions. Not provided for connection to driver. The corners of the Suspended versions of Tracking Magnet do not have indirect lighting. Indirect lighting is controlled with a common circuit to the direct lighting.



The Tracking Magnet Suspension Up&Down Profile Casambi / Dali / 1-10V compatible



Suspension rod with 1m rose. M6 thread
60.3014.14



1 m suspension rod with ceiling rose with m6 thread
60.3097.11



The Tracking Magnet Suspension Up&Down Profile End Caps
06.5026.05



Recessed power supply rose
08.8889.40



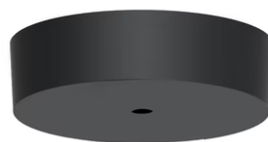
0/1-10V & Push 12-48V Dimmer
60.9395



The Tracking Magnet Profile Intermediate Connector Straight
08.0612.14



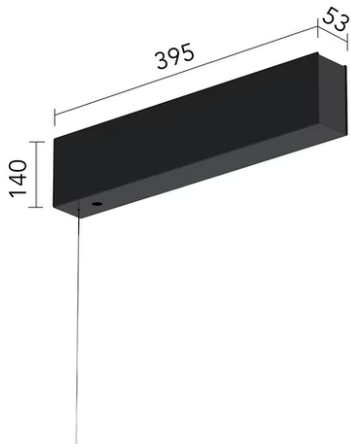
LED power supply source for remote installation, 48V/120W. 220/240 Vac
60.9170



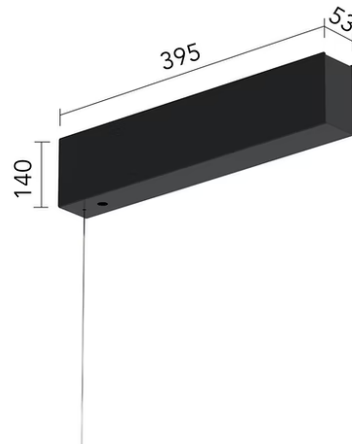
Surface rose
08.8883.40A



Recessed power supply rose
08.8889.14



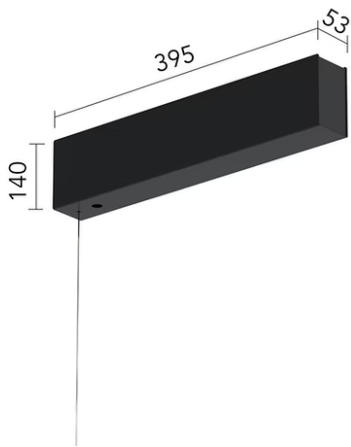
Surface power supply with driver included 320W / 48Vdc. 1-10V / 0-10V / No dim.
08.0631.40



Surface power supply with driver included 320W / 48Vdc. 1-10V / 0-10V / No dim.
08.0631.14



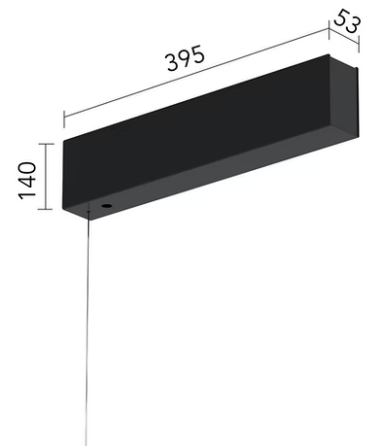
1 m suspension rod with ceiling rose with m6 thread
60.3097.14



Surface power supply with driver included 320W / 48Vdc. DALI / No dim.
08.0632.14



DALI 12-48V Dimmer
60.9678




Surface power supply with driver included 320W / 48Vdc. DALI / No dim.
08.0632.40



Intermediate suspension kit for joining profiles
08.0627.00



Suspension rod with 1m rose. M6 thread
60.3014.11




Surface rose
08.8883.14A



Power connector
08.0626.00



Dimmable control box 1-10V 48V
08.0613.14A



4m suspension steel cable
08.8634.00



LED Power Supply Source for remote
installation. 48V. 100Vac (150W)-240Vac
(200W)
60.9607



LED Power Supply Source for remote
installation. 48V/320W. 100/240 Vac
60.8919