



The Tracking Magnet Suspension Up&Down Profile Casambi / Dali / 1-10V compatible

06.5020.40 - White

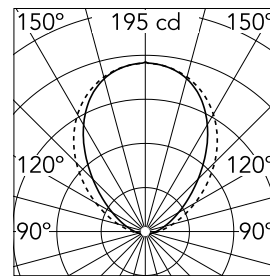
Electrical/mechanical profile for suspended installations.

Main specifications

Number of heads	1	Net lumen (lm)	419
Lamp category	LED	Mountings	Suspension
Power (W)	6.5W	Environment	Indoor
CCT (K)	3000K		
CRI	80		

Optical

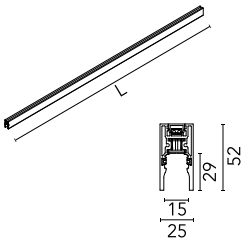
Lighting type	Indirect
LED type	Top LED
Light distribution	Symmetric
Beam angle (°)	81
Beam angle C90-270 (°)	96



Beam Angle: 81°

h(m)	E(lx)	D(m)
1	195	1.72
2	49	3.44
3	22	5.15
4	12	6.87
5	8	8.59

Luminous flux luminaire
419 lm



Electrical


Voltage (V)	48.00	Insulation class	III
Dimmable	Yes		
Driver	Remote		
Driver type	Electronic		
Emergency	Without		

Physical

Color	White
Weight (kg)	1.4
Length (mm)	1000

Note

The linear elements in the Up&Down version include indirect LED lighting in the upper part of the profile. The magnetic profile and the Up lighting must be powered with the same equipment. Version compatible with "On board dimmer" luminaires and version compatible with system controlled luminaires (DALI, 1-10V, FLOS SMART CONTROL) available. Corners, connectors and accessories common for the two profile versions. Both versions have lengths of 1m-3m. The profiles cannot be cut. The covers must be ordered separately. 3m power cable included in all the linear power products. Suspension accessories (steel cable and rods) should be ordered separately. 90° corners available in the same plan (symmetrical element for left and right corners), common in Up&Down and Down versions. Not provided for connection to driver. The corners of the Suspended versions of Tracking Magnet do not have indirect lighting. Indirect lighting is controlled with a common circuit to the direct lighting.



The Tracking Magnet Suspension Up&Down Profile Casambi / Dali / 1-10V compatible



Power connector
08.0626.00



Surface rose
08.8883.14A



Intermediate suspension kit for joining profiles
08.0627.00



Suspension rod with 1m rose. M6 thread
60.3014.11




Suspension rod with 1m rose. M6 thread
60.3014.14




Recessed power supply rose
08.8889.14



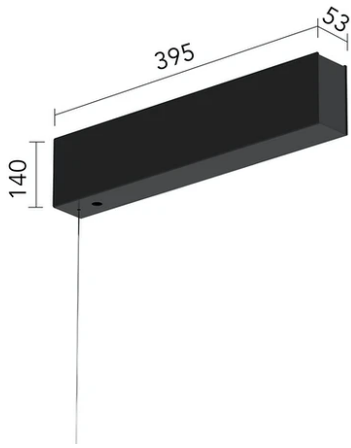
LED Power Supply Source for remote installation. 48V/320W. 100/240 Vac
60.8919



Surface rose
08.8883.40A



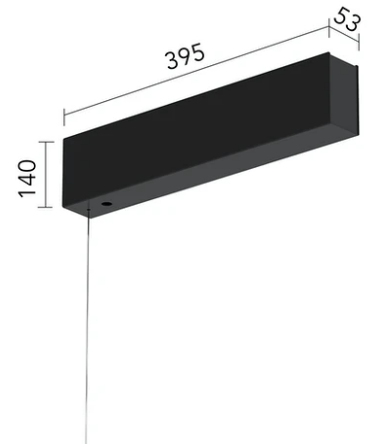
The Tracking Magnet Profile Intermediate Connector Straight
08.0612.14



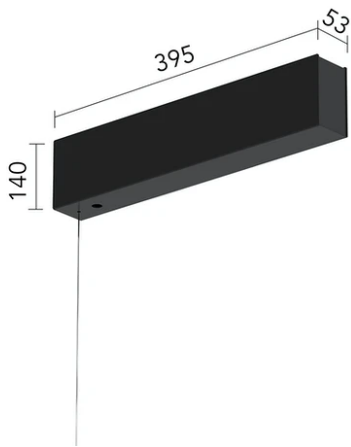
Surface power supply with driver included 320W / 48Vdc. 1-10V / 0-10V / No dim.
08.0631.40



Recessed power supply rose
08.8889.40



Surface power supply with driver included 320W / 48Vdc. DALI / No dim.
08.0632.14



Surface power supply with driver included 320W / 48Vdc. 1-10V / 0-10V / No dim.
08.0631.14



1 m suspension rod with ceiling rose with m6 thread
60.3097.14



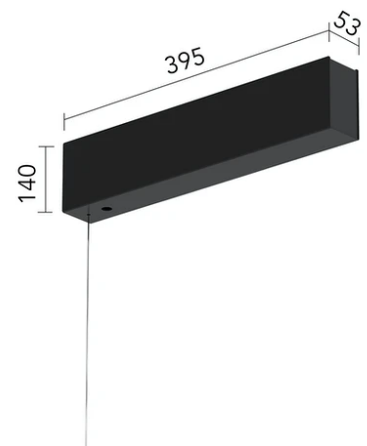
1 m suspension rod with ceiling rose with m6 thread
60.3097.11



The Tracking Magnet Suspension Up&Down Profile End Caps
06.5026.40



4m suspension steel cable
08.8634.00



Surface power supply with driver included 320W / 48Vdc. DALI / No dim.
08.0632.40



Dimmable control box 1-10V 48V
08.0613.14A



0-10V, 1-10V, DALI and PUSH interface
60.9391

1-10V 48V PWM Uplight dimmer for
controlling indirect lighting (UP)
60.9395