

The Tracking Magnet Suspension Up&Down Profile 90° Mechanical Corner

06.5025.40 - White

Two end suspension connections included. Steel cable not included. No lighting on the upper part. Upper part connections included.

Two end suspension connections included. Steel cable not included. No lighting on the upper part. Upper part connections included.

Main specifications

Mountings	Suspension
Environment	Indoor dry location

Electrical

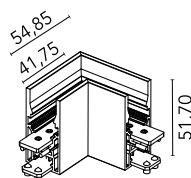

Voltage (V)	48
Current (mA)	35
Dimmable	Yes
Emergency	Without

Physical

Color	White
Weight (kg)	0.17
Length (mm)	55

Note

90° mechanical corner.



The Tracking Magnet Suspension Up&Down Profile 90° Mechanical Corner



The Tracking Magnet Suspension
Up&Down Profile End Caps
06.5026.40



1 m suspension rod with ceiling rose
with m6 thread
60.3097.14



Suspension rod with 1m rose. M6
thread
60.3014.14




1 m suspension rod with ceiling rose
with m6 thread
60.3097.11



Recessed power supply rose
08.8889.40



Suspension rod with 1m rose. M6
thread
60.3014.11



4m suspension steel cable
08.8634.00



Surface rose
08.8883.40A



Recessed power supply rose
08.8889.14



The Tracking Magnet Profile
Intermediate Connector
Flexible/Electrical Corner
08.0614.14

Surface rose
08.8883.14A