

## The Tracking Magnet Surface Profile Inner Mechanical Corner

06.5016.40 - White

Electromechanical profile for surface-mounting, available in lengths from 1m to 3m.



### Main specifications

Mountings	Surface
Environment	Indoor dry location

### Electrical

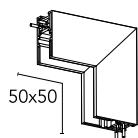
Voltage (V)	48
Emergency	Without

### Physical

Color	White
Weight (kg)	0.2
Length (mm)	55

### Note

Inner mechanical corner. Only for surface version.



## The Tracking Magnet Surface Profile Inner Mechanical Corner



The Tracking Magnet  
Surface/Suspension Profile End Caps  
06.5017.40



Recessed power supply rose  
08.8889.40




Suspension rod with 1m rose. M6  
thread  
60.3014.14



1 m suspension rod with ceiling rose  
with m6 thread  
60.3097.11



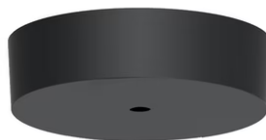
The Tracking Magnet Profile  
Intermediate Connector  
Flexible/Electrical Corner  
08.0614.14



4-pole, 0.75 mm<sup>2</sup> section, 4-meter long,  
transparent power cable  
06.0157.00



1 m suspension rod with ceiling rose  
with m6 thread  
60.3097.14



Surface rose  
08.8883.40A



Recessed power supply rose  
08.8889.14



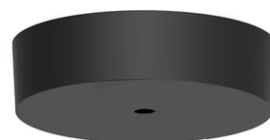

---

Ceiling fixing kit  
08.0616.00





---

Ceiling fixing kit  
08.0615.00




---

Surface rose  
08.8883.14A




---

4m suspension steel cable  
08.8634.00




---

Suspension rod with 1m rose. M6  
thread  
60.3014.11