

The Running Magnet Suspension Down Feed Unit Profile

■ 06.1630.14 - Black

Electromechanical track for suspended installations. Linear tracks available in two versions: power feed profiles for connecting to a driver, and intermediate profiles.

Main specifications

Mountings	Suspension
Environment	Indoor dry location

Electrical

Voltage (V)	24.00
Driver	Remote excluded
Driver type	Non Dimmable, Dimmable, Casambi, Dimmable DALI 1
Emergency	Without

Physical

Color	Black
Weight (kg)	8.40
Length (mm)	3000

Note

Covers included with the power feed profiles.


Ceiling connection (4.2 m feed cable) and suspension (4 m steel cable) accessories included in all linear feed or intermediate products.

90° corners in the same plane (symmetrical element for right and left corners) for the Surface and Down versions. Provided for connection to the driver.

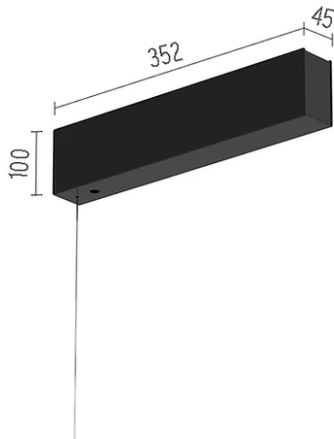
The inner part of the profile is always supplied in black.



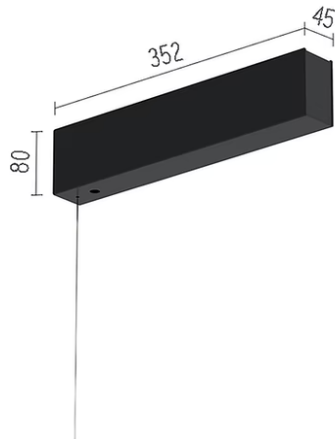
The Running Magnet Suspension Down Feed Unit Profile



Surface rose
08.8883.14A



DALI controller and 24V/185W equipment to supply and control both the direct and indirect lighting, included
08.8886.14.DA



Surface power supply for direct and indirect lighting with housing for the driver
08.8886.14



Recessed power supply rose
08.8889.14



LED power supply source for remote installation in 24V/200W electric control panel. To avoid problems of overload it is recommended to install a power source every 185W. 100/240V.
60.9352