



The Fast Track Spot 150 Casambi integrated

New

■ 09.9087.14 - Black

Spotlight to be installed in the The Fast Track system profile with a LED light source and glass optics: high performance spot, medium and flood lights.

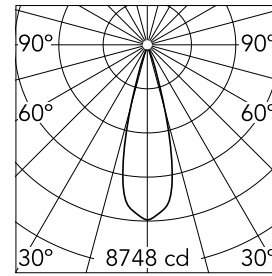
Main specifications

Number of heads	1	Net lumen (lm)	1892
Lamp category	LED	Mountings	Track
Power (W)	25.5W	Environment	Indoor dry location
CCT (K)	4000K		
CRI	90		



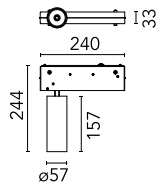
Optical

Lighting type	Direct
LED type	LED array
Light distribution	Symmetric
Optical type	Medium
Beam angle (°)	28
Beam angle C90-270 (°)	28



Beam Angle:	28°	
h(m)	E(lx)	D(m)
1	8748	0.50
2	2187	1.00
3	972	1.50
4	547	2.00
5	350	2.50

Luminous flux luminaire
1892 lm



Electrical

Voltage (V)	48.00	Insulation class	III
Dimmable	Yes		
Driver	Remote excluded		
Driver type	Dimmable Casambi		
Emergency	Without		

Physical

Color	Black	Spot diameter (mm)	57
Orientation	Adjustable	Length (mm)	240
Weight (kg)	0.83		
Tilt (°)	90		
Rotation (°)	360		

Note

The boxes of the luminaires are manufactured only in black. The control system with the Casambi version of light fixtures is directly and individually regulated wirelessly using the application FLOS Control® by Casambi. Screening crosspiece, lenses and honeycomb directly installable on the head of the luminaire without needing any fastening accessory. Installation compatible with honeycomb + lense at the same time.



The Fast Track Spot 150 Casambi integrated



Screening crosspiece
08.8429.00




Snoot shielding cone
08.0526.BW



Honeycomb
08.8428.00



Flood lens
08.8432.00



Elliptical lens
08.8431.00



Snoot shielding cone
08.0526.40



Snoot shielding cone
08.0526.00