



## The Fast Track Spot 150 Casambi integrated

New

09.9084.BW - White

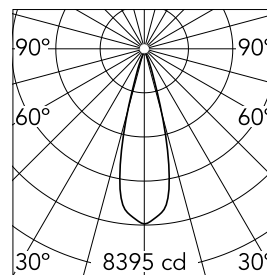
Spotlight to be installed in the The Fast Track system profile with a LED light source and glass optics: high performance spot, medium and flood lights.

### Main specifications

Number of heads	1	Net lumen (lm)	1816
Lamp category	LED	Mountings	Track
Power (W)	25.5W	Environment	Indoor dry location
CCT (K)	3000K		
CRI	90		

### Optical

Lighting type	Direct
LED type	LED array
Light distribution	Symmetric
Optical type	Medium
Beam angle (°)	28
Beam angle C90-270 (°)	28



Beam Angle: 28°

h(m) E(lx) D(m)

1	8395	0.50
2	2099	1.00
3	933	1.50
4	525	2.00
5	336	2.50

Luminous flux luminaire  
1816 lm

### Electrical

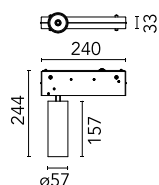

Voltage (V)	48.00	Insulation class	III
Dimmable	Yes		
Driver	Remote excluded		
Driver type	Dimmable		
Emergency	Casambi		
	Without		

### Physical

Color	White	Spot diameter (mm)	57
Orientation	Adjustable	Length (mm)	240
Weight (kg)	0.83		
Tilt (°)	90		
Rotation (°)	360		

### Note

The boxes of the luminaires are manufactured only in black. The control system with the Casambi version of light fixtures is directly and individually regulated wirelessly using the application FLOS Control® by Casambi. Screening crosspiece, lenses and honeycomb directly installable on the head of the luminaire without needing any fastening accessory. Installation compatible with honeycomb + lense at the same time.



The Fast Track Spot 150 Casambi integrated



---


Flood lens  
08.8432.00

---

Honeycomb  
08.8428.00

---

Snoot shielding cone  
08.0526.BW



---

Snoot shielding cone  
08.0526.00

---

Elliptical lens  
08.8431.00

---

Snoot shielding cone  
08.0526.40



---

Screening crosspiece  
08.8429.00