



## The Fast Track Spot 150

■ 09.9028.14 - Black

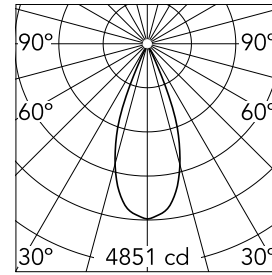
Spotlight to be installed in the The Fast Track system profile with a LED light source and glass optics: high performance spot, medium and flood lights.

### Main specifications

<b>Number of heads</b>	1	<b>Net lumen (lm)</b>	1915
<b>Lamp category</b>	LED	<b>Mountings</b>	Track
<b>Power (W)</b>	25.5W	<b>Environment</b>	Indoor dry location
<b>CCT (K)</b>	4000K		
<b>CRI</b>	90		

### Optical

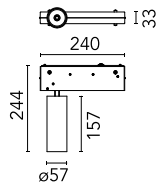
<b>Lighting type</b>	Direct
<b>LED type</b>	LED array
<b>Light distribution</b>	Symmetric
<b>Optical type</b>	Flood
<b>Beam angle (°)</b>	40
<b>Beam angle C90-270 (°)</b>	40



Beam Angle: 40°

h(m)	E(lx)	D(m)
1	4851	0.73
2	1213	1.46
3	539	2.18
4	303	2.91
5	194	3.64

Luminous flux luminaire  
1915 lm



### Electrical

<b>Voltage (V)</b>	48.00	<b>Insulation class</b>	III
<b>Dimmable</b>	Yes		
<b>Driver</b>	Remote excluded		
<b>Driver type</b>	Non Dimmable		
<b>Emergency</b>	Without		

### Physical

<b>Color</b>	Black	<b>Spot diameter (mm)</b>	57
<b>Orientation</b>	Adjustable	<b>Length (mm)</b>	240
<b>Weight (kg)</b>	0.83		
<b>Tilt (°)</b>	90		
<b>Rotation (°)</b>	360		

### Note

The boxes of the luminaires are manufactured only in black.



## The Fast Track Spot 150




---

Honeycomb  
08.8428.00



---

Snoot shielding cone  
08.0526.40



---

Elliptical lens  
08.8431.00



---

Snoot shielding cone  
08.0526.BW



---

Screening crosspiece  
08.8429.00



---

Snoot shielding cone  
08.0526.00



---

Flood lens  
08.8432.00