



The Fast Track Spot 100 Casambi integrated

New

09.9070.14 - Black

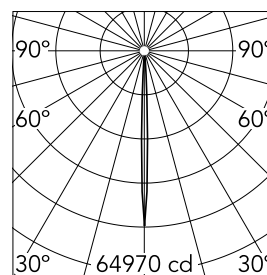
Spotlight to be installed in the The Fast Track system profile with a LED light source and super spot optic, very useful for great heights, medium and flood.

Main specifications

Number of heads	1	Net lumen (lm)	630
Lamp category	LED	Mountings	Track
Power (W)	13W	Environment	Indoor dry location
CCT (K)	3000K		
CRI	90		

Optical

Lighting type	Direct
LED type	Power LED
Light distribution	Symmetric
Optical type	Super spot
Beam angle (°)	4
Beam angle C90-270 (°)	4



Beam Angle: 4°

h(m) E(lx) D(m)

1 64970 0.07

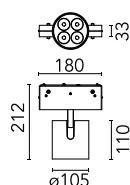

2 16243 0.14

3 7219 0.21

4 4061 0.28

5 2599 0.35

Luminous flux luminaire
630 lm



Electrical

Voltage (V)	48.00	Insulation class	III
Dimmable	Yes		
Driver	Remote excluded		
Driver type	Dimmable		
Emergency	Casambi		
	Without		

Physical

Color	Black	Spot diameter (mm)	105
Orientation	Adjustable	Length (mm)	180
Weight (kg)	1		
Tilt (°)	90		
Rotation (°)	360		

Note

The boxes of the luminaires are manufactured only in black. The control system with the Casambi version of light fixtures is directly and individually regulated wirelessly using the application FLOS Control® by Casambi.

