



The Fast Track Spot 100

■ 09.9017.14 - Black

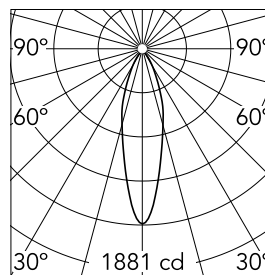
Spotlight to be installed in the The Fast Track system profile with a LED light source and super spot optic, very useful for great heights, medium and flood.

Main specifications

Number of heads	1	Net lumen (lm)	733
Lamp category	LED	Mountings	Track
Power (W)	13W	Environment	Indoor dry location
CCT (K)	4000K		
CRI	90		

Optical

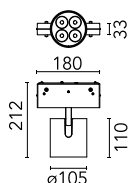

Lighting type	Direct
LED type	Power LED
Light distribution	Symmetric
Optical type	Medium
Beam angle (°)	27
Beam angle C90-270 (°)	27



Beam Angle: 27°

h(m)	E(lx)	D(m)
1	1881	0.48
2	470	0.95
3	209	1.43
4	118	1.91
5	75	2.38

Luminous flux luminaire
733 lm



Electrical

Voltage (V)	48.00	Insulation class	III
Dimmable	Yes		
Driver	Remote excluded		
Driver type	Non Dimmable		
Emergency	Without		

Physical

Color	Black	Spot diameter (mm)	105
Orientation	Adjustable	Length (mm)	180
Weight (kg)	1		
Tilt (°)	90		
Rotation (°)	360		

Note

The boxes of the luminaires are manufactured only in black.

