

## The Black Line Trim 2 Spots

03.0053.00A - Primer

Recessed integrated luminaire with 2 LED lighting spots. 1050 mA remote power supply not included.

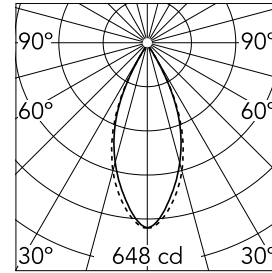


### Main specifications

<b>Lamp category</b>	LED	<b>Mountings</b>	Ceiling recessed
<b>Power (W)</b>	6.5W	<b>Environment</b>	Indoor dry location
<b>CCT (K)</b>	2700K		
<b>CRI</b>	90		
<b>Net lumen (lm)</b>	313		

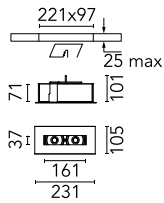
### Optical

<b>Lighting type</b>	Direct
<b>LED type</b>	Power LED
<b>Light distribution</b>	Symmetric
<b>Optical type</b>	Flood
<b>Beam angle (°)</b>	42
<b>Beam angle C90-270 (°)</b>	44



<b>Beam Angle:</b>	44°		
<b>h(m)</b>	<b>E(lx)</b>	<b>D(m)</b>	
1	648	0.77	
2	162	1.54	
3	72	2.31	
4	40	3.08	
5	26	3.85	

Luminous flux luminaire  
313 lm (EXTREME CUT OFF)

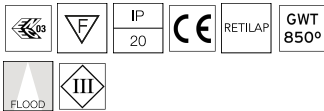


### Electrical

<b>Frequency (Hz)</b>	50/60	<b>Insulation class</b>	III
<b>Dimmable</b>	No		
<b>Driver</b>	Remote excluded		
<b>Driver type</b>	Non Dimmable		
<b>Emergency</b>	Without		

### Physical

<b>Color</b>	Primer
<b>Orientation</b>	Fixed
<b>Recessed depth (mm)</b>	105
<b>Weight (kg)</b>	0.84
<b>Length (mm)</b>	231



## The Black Line Trim 2 Spots



---

Continuous current power supply of  
25-50W, 110/240V – 50/60Hz with power  
current selected through adjustable  
350mA – 25W /500mA – 35W/ 700mA –  
50W /750mA – 54W /900/ 1050 mA –  
60W switch. Dali 2, 0/1-10V or push  
dimming  
60.8530