

## Suspension Panel 600 Rod 400 mm Dimmable 1-10V

■ ■ 03.8143.14.1V - Black/Gold

Suspended luminaire with rigid rod, to be installed in the Infra-Structure system.

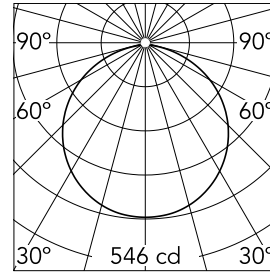


### Main specifications

<b>Number of heads</b>	1	<b>Net lumen (lm)</b>	1573
<b>Lamp category</b>	LED	<b>Mountings</b>	Track
<b>Power (W)</b>	40W	<b>Environment</b>	Indoor dry location
<b>CCT (K)</b>	3000K		
<b>CRI</b>	90		

### Optical

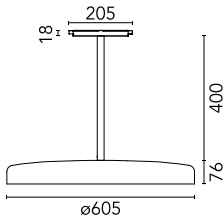
<b>Lighting type</b>	Direct
<b>LED type</b>	Top LED
<b>Light distribution</b>	Symmetric
<b>Optical type</b>	Diffused light
<b>Beam angle (°)</b>	114
<b>Beam angle C90-270 (°)</b>	114



Beam Angle: 114°

h(m)	E(lx)	D(m)
1	546	3.06
2	137	6.11
3	61	9.17
4	34	12.22
5	22	15.28

Luminous flux luminaire  
1573 lm




### Electrical

<b>Voltage (V)</b>	48.00	<b>Insulation class</b>	III
<b>Dimmable</b>	Yes		
<b>Driver</b>	Remote excluded		
<b>Driver type</b>	Dimmable 1-10V		
<b>Emergency</b>	Without		

### Physical

<b>Color</b>	Black/Gold
<b>Orientation</b>	Fixed
<b>Weight (kg)</b>	5.16
<b>Length (mm)</b>	605



### Note

Only compatible with 1-10V profile version.