



Suspension Glass Downlight 110 White Rod 100 mm Casambi integrated

New

03.8137.00.CB - Transparent Glass

Suspended luminaire with rigid rod and blown glass in several finishes to be installed in the Infra-Structure system.

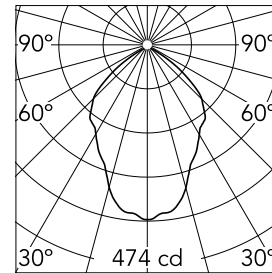


Main specifications

| | | | |
|------------------|-------|----------------|---------------------|
| Number of heads | 1 | CRI | 90 |
| Lamp category | LED | Net lumen (lm) | 746 |
| Power (W) | 13.5W | Mountings | Track |
| System power (W) | 14 | Environment | Indoor dry location |
| CCT (K) | 3000K | | |

Optical

| | |
|------------------------|----------------|
| Lighting type | Direct |
| LED type | LED array |
| Light distribution | Symmetric |
| Optical type | Diffused light |
| Beam angle (°) | 82 |
| Beam angle C90-270 (°) | 82 |
| Efficiency (lm/W) | 53.29 |



Beam Angle: 82°

| h(m) | E(lx) | D(m) |
|------|-------|------|
| 1 | 474 | 1.74 |
| 2 | 119 | 3.48 |
| 3 | 53 | 5.22 |
| 4 | 30 | 6.96 |
| 5 | 19 | 8.71 |

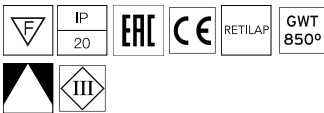
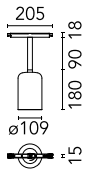
Luminous flux luminaire
746 lm

Electrical

| | | | |
|-------------|-----------------|------------------|-----|
| Voltage (V) | 48 | Insulation class | III |
| Dimmable | Yes | | |
| Driver | Remote excluded | | |
| Driver type | Dimmable | | |
| Emergency | Casambi | | |
| | Without | | |

Physical

| | |
|--------------------|-------------|
| Color | Transparent |
| | Glass |
| Orientation | Fixed |
| Weight (kg) | 0.98 |
| Length (mm) | 205 |
| Lifespan (L70 B10) | L80B50 |



Note

The control system with the Casambi version of light fixtures is directly and individually regulated wirelessly using the application FLOS Control® by Casambi.