



## Suspension Glass Downlight 110 White Rod 100 mm Casambi integrated

New

### 03.8135.00.CB - Transparent Glass

Suspended luminaire with rigid rod and blown glass in several finishes to be installed in the Infra-Structure system.

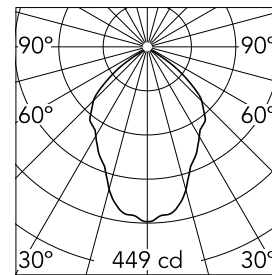


### Main specifications

Number of heads	1	CRI	90
Lamp category	LED	Net lumen (lm)	706
Power (W)	13.5W	Mountings	Track
System power (W)	14	Environment	Indoor dry location
CCT (K)	2700K		

### Optical

Lighting type	Direct
LED type	LED array
Light distribution	Symmetric
Optical type	Diffused light
Beam angle (°)	82
Beam angle C90-270 (°)	82
Efficiency (lm/W)	50.43



Beam Angle: 82°

h(m)	E(lx)	D(m)
1	449	1.74
2	112	3.48
3	50	5.22
4	28	6.96
5	18	8.71

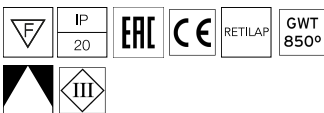
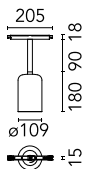
Luminous flux luminaire  
706 lm

### Electrical

Voltage (V)	48	Insulation class	III
Dimmable	Yes		
Driver	Remote excluded		
Driver type	Dimmable		
Emergency	Casambi		
	Without		

### Physical

Color	Transparent
	Glass
Orientation	Fixed
Weight (kg)	0.98
Length (mm)	205
Lifespan (L70 B10)	L80B50



### Note

The control system with the Casambi version of light fixtures is directly and individually regulated wirelessly using the application FLOS Control® by Casambi.