



## Suspension Glass Downlight 110 Black Rod 400 mm Casambi integrated

New

### 03.8133.FU.CB - Smoked Glass

Suspended luminaire with rigid rod and blown glass in several finishes to be installed in the Infra-Structure system.

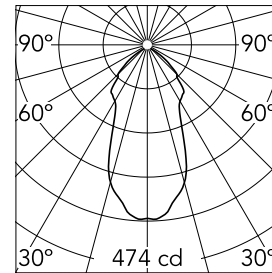


### Main specifications

Number of heads	1	CRI	90
Lamp category	LED	Net lumen (lm)	510
Power (W)	13.5W	Mountings	Track
System power (W)	14	Environment	Indoor dry location
CCT (K)	3000K		

### Optical

Lighting type	Direct
LED type	LED array
Light distribution	Symmetric
Optical type	Wide flood
Beam angle (°)	47
Beam angle C90-270 (°)	47
Efficiency (lm/W)	36.43



Beam Angle: 47°

h(m)	E(lx)	D(m)
1	474	0.86
2	119	1.72
3	53	2.58
4	30	3.45
5	19	4.31

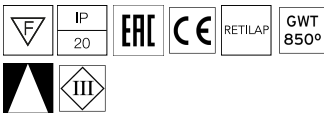
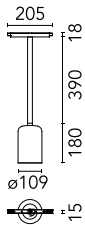
Luminous flux luminaire  
510 lm

### Electrical

Voltage (V)	48	Insulation class	III
Dimmable	Yes		
Driver	Remote excluded		
Driver type	Dimmable		
Emergency	Casambi		
	Without		

### Physical

Color	Smoked Glass
Orientation	Fixed
Weight (kg)	1.18
Length (mm)	205
Lifespan (L70 B10)	L80B50



### Note

The control system with the Casambi version of light fixtures is directly and individually regulated wirelessly using the application FLOS Control® by Casambi.