



Super Flat Suspension 90x90 Down Dali Version

09.5021.30BDA - White

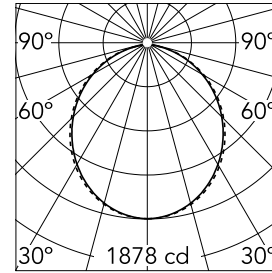
General lighting LED luminaire to be suspended from ceiling. Power supply included.

Main specifications

Number of heads	1	Net lumen (lm)	4998
Lamp category	LED	Mountings	Suspension
Power (W)	55W	Environment	Indoor
CCT (K)	4000K		
CRI	90		

Optical

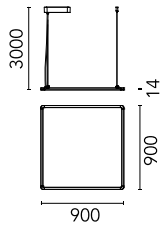
Lighting type	Direct
LED type	Top LED
Light distribution	Symmetric
Optical type	Wide flood
Beam angle (°)	104
Beam angle C90-270 (°)	107



Beam Angle: 104°

h(m)	E(lx)	D(m)
1	1878	2.58
2	469	5.15
3	209	7.73
4	117	10.31
5	75	12.88

Luminous flux luminaire
4998 lm (EXTREME CUT OFF)




Electrical

Frequency (Hz)	50/60	Insulation class	I
Voltage (V)	35.00		
Dimmable	Yes		
Driver	Integrated		
Emergency	Without		

Physical

Color	White
Orientation	Fixed
Weight (kg)	8.30

Certification / Marking



Note

Total consumption of the system: 55W. Light source: max. 7660 lm. Luminous efficiency of luminaire: max. 151 lm/W.