



## Super Flat Suspension 60x60 Down Dali Version

09.5010.30BDA - White

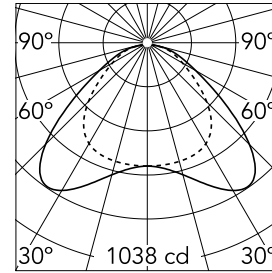
General lighting LED luminaire to be suspended from ceiling. Power supply included.

### Main specifications

|                        |       |                       |            |
|------------------------|-------|-----------------------|------------|
| <b>Number of heads</b> | 1     | <b>Net lumen (lm)</b> | 3627       |
| <b>Lamp category</b>   | LED   | <b>Mountings</b>      | Suspension |
| <b>Power (W)</b>       | 40W   | <b>Environment</b>    | Indoor     |
| <b>CCT (K)</b>         | 3000K |                       |            |
| <b>CRI</b>             | 90    |                       |            |

### Optical

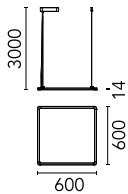
|                               |            |
|-------------------------------|------------|
| <b>Lighting type</b>          | Direct     |
| <b>LED type</b>               | Top LED    |
| <b>Light distribution</b>     | Symmetric  |
| <b>Optical type</b>           | Wide flood |
| <b>Beam angle (°)</b>         | 109        |
| <b>Beam angle C90-270 (°)</b> | 89         |



Beam Angle: 109°

| h(m) | E(lx) | D(m)  |
|------|-------|-------|
| 1    | 1038  | 2.81  |
| 2    | 259   | 5.63  |
| 3    | 115   | 8.44  |
| 4    | 65    | 11.25 |
| 5    | 42    | 14.06 |

Luminous flux luminaire  
3627 lm (EXTREME CUT OFF)




### Electrical

|                       |            |                         |   |
|-----------------------|------------|-------------------------|---|
| <b>Frequency (Hz)</b> | 50/60      | <b>Insulation class</b> | I |
| <b>Voltage (V)</b>    | 34.80      |                         |   |
| <b>Dimmable</b>       | Yes        |                         |   |
| <b>Driver</b>         | Integrated |                         |   |
| <b>Emergency</b>      | Without    |                         |   |

### Physical

|                    |       |
|--------------------|-------|
| <b>Color</b>       | White |
| <b>Orientation</b> | Fixed |
| <b>Weight (kg)</b> | 3.70  |



### Note

Total consumption of the system: 40W. Light source: max. 4821 lm. Luminous efficiency of luminaire: max. 115 lm/W.