

Spot 150 Dimmable 1-10V

03.8075.40.1V - White

Accent lighting LED module.

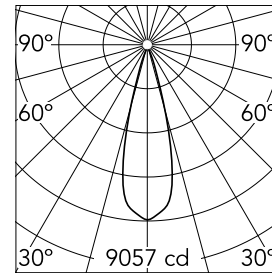


Main specifications

Number of heads	1	Net lumen (lm)	1959
Lamp category	LED	Mountings	Track
Power (W)	22.5W	Environment	Indoor dry location
Optical type	3000K		
CCT (K)	90		
CRI			

Optical

Lighting type	Direct
LED type	LED array
Light distribution	Symmetric
Optical type	Medium
Beam angle (°)	28
Beam angle C90-270 (°)	28



Beam Angle: 28°

h(m)	E(lx)	D(m)
1	9057	0.50
2	2264	1.00
3	1006	1.50
4	566	2.00
5	362	2.50

Luminous flux luminaire
1959 lm



Electrical

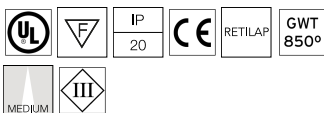
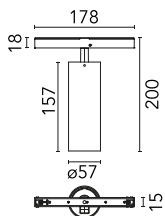
Voltage (V)	48.00	Insulation class	III
Dimmable	Yes		
Driver	Remote excluded		
Driver type	Dimmable 1-10V		
Emergency	Without		

Physical

Color	White	Length (mm)	245
Orientation	Adjustable		
Weight (kg)	0.42		
Tilt (°)	90		
Rotation (°)	360		

Note

Screening crosspiece, lenses and honeycomb directly installable on the head of the luminaire without needing any fastening accessory. Installation compatible with honeycomb + lense at the same time. Only compatible with 1-10V profile version.



Spot 150 Dimmable 1-10V



Honeycomb
08.8428.00



Snoot shielding cone
08.0526.00



Screening crosspiece
08.8429.00



Flood lens
08.8432.00



Elliptical lens
08.8431.00



Snoot shielding cone
08.0526.40



Snoot shielding cone
08.0526.BW