



Spot 150 Dimmable 1-10V

03.8074.40.1V - White

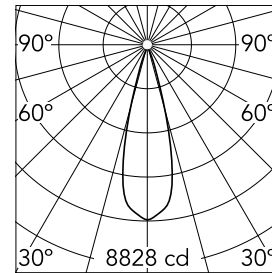
Accent lighting LED module.

Main specifications

Number of heads	1	Net lumen (lm)	1910
Lamp category	LED	Mountings	Track
Power (W)	22.5W	Environment	Indoor
CCT (K)	2700K		
CRI	90		

Optical

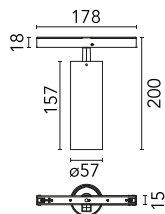
Lighting type	Direct
LED type	LED array
Light distribution	Symmetric
Optical type	Medium
Beam angle (°)	28
Beam angle C90-270 (°)	28



Beam Angle: 28°

h(m)	E(lx)	D(m)
1	8828	0.50
2	2207	1.00
3	981	1.50
4	552	2.00
5	353	2.50

Luminous flux luminaire
1910 lm



Electrical


Voltage (V)	48.00	Insulation class	III
Dimmable	Yes		
Driver	Remote		
Driver type	Electronic dimmable 1-10V		
Emergency	Without		

Physical

Color	White	Length (mm)	245
Orientation	Adjustable		
Weight (kg)	0.42		
Tilt (°)	90		
Rotation (°)	360		

Note

Screening crosspiece, lenses and honeycomb directly installable on the head of the luminaire without needing any fastening accessory. Installation compatible with honeycomb + lense at the same time. Only compatible with 1-10V profile version.



Spot 150 Dimmable 1-10V



Snoot shielding cone
08.0526.BW




Snoot shielding cone
08.0526.40



Honeycomb
08.8428.00



Screening crosspiece
08.8429.00



Elliptical lens
08.8431.00



Flood lens
08.8432.00



Snoot shielding cone
08.0526.00