

## Solid Pure Track No Dimmable

■ 09.2971.14 - Black

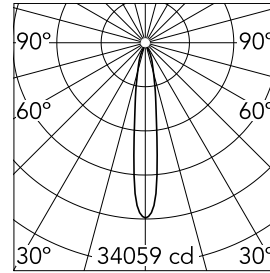
Spotlight to be installed on 3-phase track with LED light source. 220-240V, 50-60Hz power supply included.

### Main specifications

Number of heads	1	Net lumen (lm)	5003
Lamp category	LED	Mountings	Track
Power (W)	53W	Environment	Indoor dry location
CCT (K)	4000K		
CRI	80		

### Optical

Lighting type	Direct
LED type	LED array
Light distribution	Symmetric
Optical type	Spot
Beam angle (°)	15
Beam angle C90-270 (°)	15



Beam Angle: 15°

	h(m)	E(lx)	D(m)
1	34059	0.26	
2	8515	0.52	
3	3784	0.78	
4	2129	1.05	
5	1362	1.31	

Luminous flux luminaire  
5003 lm

### Electrical

Frequency (Hz)	50/60	Insulation class	I
Dimmable	No		
Driver	Integrated		
Driver type	Non Dimmable		
Emergency	Without		

### Physical

Color	Black
Orientation	Adjustable
Weight (kg)	1.70
Rotation (°)	360

Solid Pure Track No Dimmable



Holding ring  
08.8768.14



Fix-point  
60.3023.14




Fix-point  
60.3023.11



Recessed box for fix-point  
60.3022.11




Fix-point  
60.3023.29




Blue filter  
08.8766.64.OD



Honeycomb anti-glare screen  
08.8763.14



Red filter  
08.8766.67.OD




Sky blue filter  
08.8766.65.OD



---

Recessed box for fix-point  
60.3022.14



---

Amber filter  
08.8766.66.OD