

## Solid Pure Track No Dimmable

09.2959.30 - White

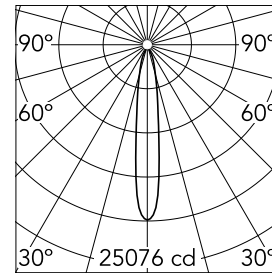
Spotlight to be installed on 3-phase track with LED light source. 220-240V, 50-60Hz power supply included.

### Main specifications

Number of heads	1	Net lumen (lm)	3695
Lamp category	LED	Mountings	Track
Power (W)	35W	Environment	Indoor
CCT (K)	4000K		
CRI	80		

### Optical

Lighting type	Direct
LED type	LED array
Light distribution	Symmetric
Optical type	Spot
Beam angle (°)	15
Beam angle C90-270 (°)	15



Beam Angle: 15°

	h(m)	E(lx)	D(m)
1	25076	0.26	
2	6269	0.53	
3	2786	0.79	
4	1567	1.05	
5	1003	1.31	

Luminous flux luminaire  
3695 lm

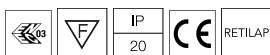
### Electrical

Frequency (Hz)	50/60	Insulation class	I
Dimmable	No		
Driver	Integrated		
Driver type	Electronic		
Emergency	Without		

### Physical

Color	White
Orientation	Adjustable
Weight (kg)	1.70
Rotation (°)	360

### Certification / Marking




## Solid Pure Track No Dimmable




---

Honeycomb anti-glare screen  
08.8763.14




---

Blue filter  
08.8766.64.OD




---

Sky blue filter  
08.8766.65.OD



---

Amber filter  
08.8766.66.OD



---

Red filter  
08.8766.67.OD



---

Holding ring  
08.8768.14



---

Recessed box for fix-point  
60.3022.11



---

Recessed box for fix-point  
60.3022.14



---

Fix-point  
60.3023.11



---

Fix-point  
60.3023.14

Fix-point  
60.3023.29