



## Solid Pure Track No Dimmable

09.2898.30 - White

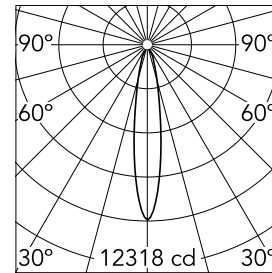
Spotlight to be installed on 3-phase track with LED light source. 220-240V, 50-60Hz power supply included.

### Main specifications

Number of heads	1	Net lumen (lm)	2044
Lamp category	LED	Mountings	Track
Power (W)	23W	Environment	Indoor dry location
CCT (K)	4000K		
CRI	80		

### Optical

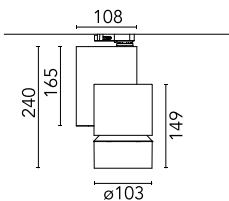
Lighting type	Direct
LED type	LED array
Light distribution	Symmetric
Optical type	Medium
Beam angle (°)	18
Beam angle C90-270 (°)	18



Beam Angle: 18°

	h(m)	E(lx)	D(m)
1	12318	0.31	
2	3080	0.62	
3	1369	0.93	
4	770	1.24	
5	493	1.55	

Luminous flux luminaire  
2044 lm

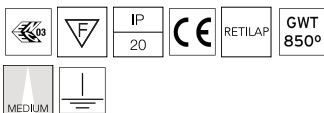


### Electrical


Frequency (Hz)	50/60	Insulation class	I
Dimmable	No		
Driver	Integrated		
Driver type	Non Dimmable		
Emergency	Without		

### Physical

Color	White
Orientation	Adjustable
Weight (kg)	1.70
Rotation (°)	360

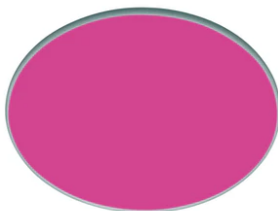


## Solid Pure Track No Dimmable



---

Amber filter  
08.8766.66.OD



---

Red filter  
08.8766.67.OD



---

Holding ring  
08.8768.14



---

Honeycomb anti-glare screen  
08.8763.14



---

Fix-point  
60.3023.11



---

Fix-point  
60.3023.14




---

Recessed box for fix-point  
60.3022.11




---

Recessed box for fix-point  
60.3022.14



---

Blue filter  
08.8766.64.OD



---

Sky blue filter  
08.8766.65.OD

Fix-point  
60.3023.29